Technical data sheet

Cable tray SKSU 110 FT SOMY

Item number: 7196012



SKS 110 = heavy-duty cable tray system, unperforated, with 110 mm side height.
The cable tray has connector perforations on both sides.
Straight connectors should be ordered separately and in the appropriate quantity.
Magnetic shield insulation without cover 20 dB, with cover 50 dB.

St Steel

FT SO Hot-dip galvanised 85 µm

Master data

Item number	7196012
Type	SKSU 120 FT SO
Description 1	Cable tray SKSU
Description 2	unperforated, connector holes
Manufacturer	OBO
Dimension	110x200x3000
Colour	zinc
Material	Steel
Surface	Hot-dip galvanised 85 µm
Surface standard	DIN EN ISO 1461
Smallest sales unit	3
Unit of quantity	Metre
Weight	551.34 kg
Weight unit	kg/100 m
CO2 Footprint (GWP) Cradle-to-Gate	12,0486 kg CO2e / 1 Meter

Technical data sheet

Cable tray SKSU 110 FT SOMY

Item number: 7196012

Dimensions

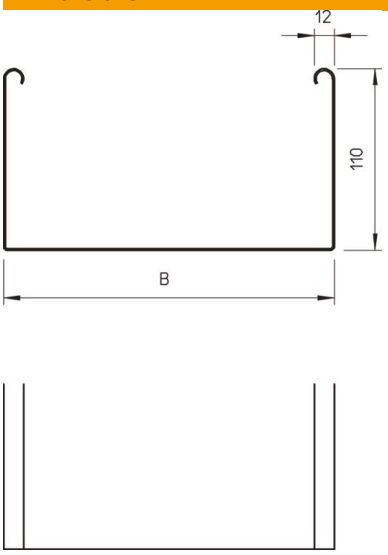

Length	3,000 mm
Width	200 mm
Height	110 mm
Plate thickness	1.5 mm
Dimension B	200 mm

Technical data

Connector version	Without connectors
Mounting system fastening type	Floor Ceiling Wall
Walkable	no
Maintain electrical functions	no
With cover	no
Mounting perforation in base	no
NATO hole pattern	no
Usable cross-section	218 cm²
ROHS-conformant	yes
Rustproof steel, pickled	no
Side perforation	no
Wide-span version	no
Load test type according to IEC 61537	Type II
Type of connector, cable support system	Screwed

Technical data sheet

Cable tray SKSU 110 FT SOMY

Item number: 7196012

Loads

Insertable support spacings, min.	4 m
Support spacing 1.5 m	3 kN/m
Support spacing 2.0 m	2.4 kN/m
Support spacing 2.5 m	1.76 kN/m
Support spacing 3.0 m	1.2 kN/m
Support spacing 3.5 m	0.84 kN/m
Support spacing 4.0 m	0.8 kN/m

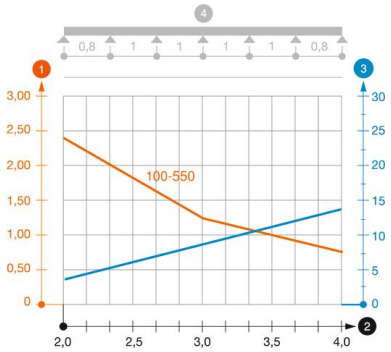

Load diagram, cable tray, type SKSU 110

1. Permitted cable tray/ladder load in kN/m without man load
2. Support width in m
3. Rail bend in mm at permitted kN/m
4. Load scheme during testing

Load curve with cable tray/ladder width in mm

Strut bend curve according to support width