Technical data sheet

Cable ladder LG 110, 6 m VS FS

Item number: 6216445



Cable ladder with perforated side rail of side height 110 mm with riveted C profile rungs, open in an upwards direction.
The cable ladder is shipped folded up.

You can find the appropriate type 2056 clamp clip in the vertical ladder systems section.
Magnetic shield insulation without cover 10 dB, with cover 15 dB.

St	Steel
FS	Strip galvanised

Master data

Item number	6216445
Type	LG 113 VS 6 FS
Description 1	Cable ladder
Description 2	perforated, with VS rung
Manufacturer	OBO
Dimension	110x300x6000
Colour	zinc
Material	Steel
Surface	Strip galvanised
Surface standard	DIN EN 10346
Smallest sales unit	6
Unit of quantity	Metre
Weight	396.633 kg
Weight unit	kg/100 m
CO2 Footprint (GWP) Cradle-to-Gate	9,5934 kg CO2e / 1 Meter

Technical data sheet

Cable ladder LG 110, 6 m VS FS

Item number: 6216445

Dimensions

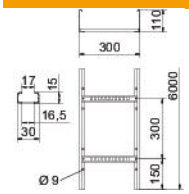

Dimension	110x300x6000
Length	6,000 mm
Width	300 mm
Height	110 mm
Dimension B	300 mm
Rung slot dimension	16.50

Technical data

Version of the rungs	Profile perforated
Side rail version	Flat profile
Fastening of rung	Blind riveted
Mounting system fastening type	Floor Ceiling Wall
Maintain electrical functions	no
Usable cross-section	283 cm²
Usable cross-section	28300 mm²
ROHS-conformant	yes
Rustproof steel, pickled	no
Side perforation	yes
Rung distance	300 mm
Wide-span version	no
Rail thickness	1.5 mm

Technical data sheet

Cable ladder LG 110, 6 m VS FS

Item number: 6216445

Loads

Insertable support spacings, min.	2 m
Insertable support spacings, max.	6 m
Support spacing 2.0 m	3.1 kN/m
Support spacing 2.5 m	2 kN/m
Support spacing 3.0 m	1.4 kN/m
Support spacing 3.5 m	0.9 kN/m
Support spacing 4.0 m	0.65 kN/m
Support spacing 4.5 m	0.55 kN/m
Support spacing 5.0 m	0.5 kN/m
Support spacing 6.0 m	0.15 kN/m

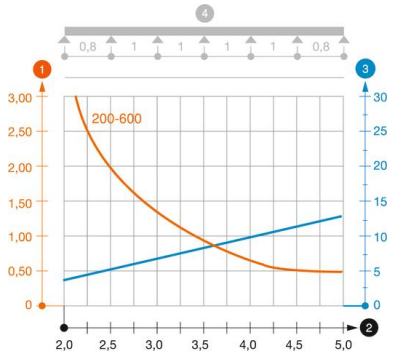

Load diagram, cable ladder, type LG 110 VS

1. Permitted cable tray/ladder load in kN/m without man load
2. Support width in m
3. Rail bend in mm at permitted kN/m
4. Load scheme during testing

— Load curve with cable tray/ladder width in mm

— Strut bend curve according to support width