Technical data sheet

Cable ladder LCIS 110, 6 m C30 FT

Item number: 6209822



Cable ladder with 110 mm side height with welded C30 profile rungs which are open in an upw
Rolled side rail for reinforcement and as edge protection. Fastening to the
bracket is done using hold-down clamps, type LKS 40. The slot dimension of the rung is 16.5 n
..
Magnetic shield insulation without cover 10 dB, with cover 15 dB.

110 16-17

St Steel

FT Hot-dip galvanised

Master data

Item number	6209822
Type	LCIS 1130 6 FT
Description 1	Cable ladder
Description 2	perforated rung, welded
Manufacturer	OBO
Dimension	110x300x6000
Colour	zinc
Material	Steel
Surface	Hot-dip galvanised
Surface standard	DIN EN ISO 1461
Smallest sales unit	6
Unit of quantity	Metre
Weight	422.534 kg
Weight unit	kg/100 m
CO2 Footprint (GWP) Cradle-to-Gate	9,3065 kg CO2e / 1 Meter

Technical data sheet

Cable ladder LCIS 110, 6 m C30 FT

Item number: 6209822

Dimensions

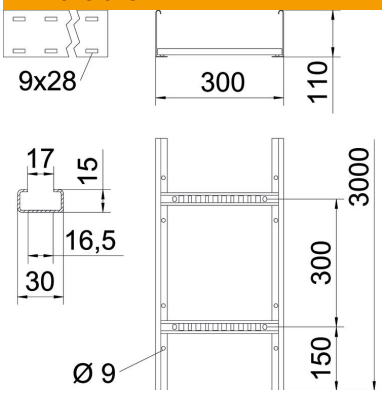

Length	6,000 mm
Width	300 mm
Height	110 mm
Dimension B	300 mm
Rung slot dimension	16.50

Technical data

Version of the rungs	Profile perforated
Side rail version	Flat profile
Fastening of rung	Welded
Mounting system fastening type	Floor Ceiling Wall
Maintain electrical functions	no
Usable cross-section	270 cm²
Usable cross-section	27000 mm²
ROHS-conformant	yes
Rustproof steel, pickled	no
Side perforation	yes
Rung distance	300 mm
Wide-span version	no
Rail thickness	1.5 mm

Technical data sheet

Cable ladder LCIS 110, 6 m C30 FT

Item number: 6209822

Loads

Insertable support spacings, min.	2 m
Insertable support spacings, max.	6 m
Support spacing 2.0 m	3 kN/m
Support spacing 2.5 m	2 kN/m
Support spacing 3.0 m	1.4 kN/m
Support spacing 3.5 m	1.05 kN/m
Support spacing 4.0 m	0.8 kN/m
Support spacing 4.5 m	0.7 kN/m
Support spacing 5.0 m	0.65 kN/m
Support spacing 6.0 m	0.35 kN/m

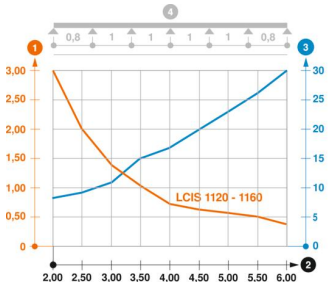

Load diagram, cable ladder, type LCIS 110

1. Permitted cable tray/ladder load in kN/m without man load
2. Support width in m
3. Rail bend in mm at permitted kN/m
4. Load scheme during testing

Load curve with cable tray/ladder width in mm

Strut bend curve according to support width