Technical data sheet

LCIS 60 cable ladder, 6 m C30 FT

Item number: 6209651



Cable ladder with a 60 mm side height with welded C30 profile rungs which are open in an upwards direction. Rolled side rail for reinforcement and as edge protection. Fastening to the bracket is done using hold-down clamps, type LKS 40. The slot dimension of the rung is 16.5 mm, the appropriate clamp clip is 2056 H foot, type E ..
Magnetic shield insulation without cover 10 dB, with cover 15 dB.

60 16-17

St Steel

FT Hot-dip galvanised

Master data

Item number	6209651
Type	LCIS 660 6 FT
Description 1	Cable ladder
Description 2	perforated rung, welded
Manufacturer	OBO
Dimension	60x600x6000
Colour	zinc
Material	Steel
Surface	Hot-dip galvanised
Surface standard	DIN EN ISO 1461
Smallest sales unit	6
Unit of quantity	Metre
Weight	375.34 kg
Weight unit	kg/100 m
CO2 Footprint (GWP) Cradle-to-Gate	8,4316 kg CO2e / 1 Meter

Technical data sheet

LCIS 60 cable ladder, 6 m C30 FT

Item number: 6209651

Dimensions

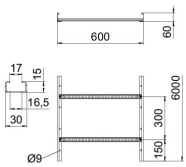

Length	6,000 mm
Width	600 mm
Height	60 mm
Dimension B	600 mm
Rung slot dimension	16.50

Technical data

Version of the rungs	Profile perforated
Side rail version	Flat profile
Fastening of rung	Welded
Mounting system fastening type	Floor Ceiling Wall
Maintain electrical functions	no
Usable cross-section	240 cm²
Usable cross-section	24000 mm²
ROHS-conformant	yes
Rustproof steel, pickled	no
Side perforation	yes
Rung distance	300 mm
Wide-span version	no
Rail thickness	1.5 mm

Technical data sheet

LCIS 60 cable ladder, 6 m C30 FT

Item number: 6209651

Loads

Insertable support spacings, min.	1.5 m
Insertable support spacings, max.	5 m
Support spacing 1.5 m	3.3 kN/m
Support spacing 2.0 m	2 kN/m
Support spacing 2.5 m	1.3 kN/m
Support spacing 3.0 m	1 kN/m
Support spacing 3.5 m	0.78 kN/m
Support spacing 4.0 m	0.4 kN/m
Support spacing 4.5 m	0.3 kN/m
Support spacing 5.0 m	0.2 kN/m

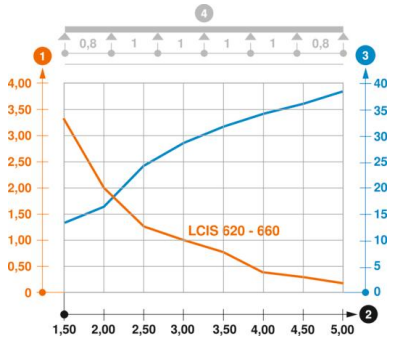

Load diagram, cable ladder, type LCIS 60

1. Permitted cable tray/ladder load in kN/m without man load
2. Support width in m
3. Rail bend in mm at permitted kN/m
4. Load scheme during testing

Load curve with cable tray/ladder width in mm

Strut bend curve according to support width