Technical data sheet

Cable ladder SLCS 110, 3 m C30 FT

Item number: 6207304



Cable ladder with 110 mm side height with welded C30 profile rungs which are open in an upwards direction. Rolled side rail for reinforcement and as edge protection. Fastening to the bracket takes place using clamps, type LKS 40. The slot dimension of the frame is 16.5 mm and the appropriate clamp clip is type 2056.
Magnetic shield insulation without cover 10 dB, with cover 15 dB.

110 16-17

St Steel

FT Hot-dip galvanised

Master data

Item number	6207304
Type	SLCS 1130 3 FT
Description 1	Cable ladder
Description 2	unperforated rung, welded
Manufacturer	OBO
Dimension	110x300x3000
Colour	zinc
Material	Steel
Surface	Hot-dip galvanised
Surface standard	DIN EN ISO 1461
Smallest sales unit	3
Unit of quantity	Metre
Weight	561.73 kg
Weight unit	kg/100 m
CO2 Footprint (GWP) Cradle-to-Gate	12,0072 kg CO2e / 1 Meter

Technical data sheet

Cable ladder SLCS 110, 3 m C30 FT

Item number: 6207304

Dimensions

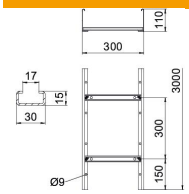

Length	3,000 mm
Width	300 mm
Height	110 mm
Dimension B	300 mm
Rung slot dimension	17.00

Technical data

Version of the rungs	Profile unperforated
Side rail version	Flat profile
Fastening of rung	Welded
Mounting system fastening type	Floor Ceiling Wall
Maintain electrical functions	no
Usable cross-section	270 cm²
Usable cross-section	27000 mm²
ROHS-conformant	yes
Rustproof steel, pickled	no
Side perforation	yes
Rung distance	300 mm
Wide-span version	no
Rail thickness	2 mm

Technical data sheet

Cable ladder SLCS 110, 3 m C30 FT

Item number: 6207304

Loads

Insertable support spacings, min.	2 m
Insertable support spacings, max.	6 m
Support spacing 2.0 m	4 kN/m
Support spacing 2.5 m	3 kN/m
Support spacing 3.0 m	2.3 kN/m
Support spacing 3.5 m	1.6 kN/m
Support spacing 4.0 m	1 kN/m
Support spacing 4.5 m	0.83 kN/m
Support spacing 5.0 m	0.7 kN/m
Support spacing 6.0 m	0.25 kN/m

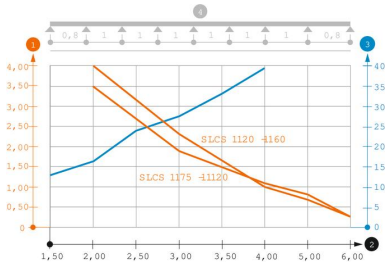

Load diagram, cable ladder, type SLCS 110

1. Permitted cable tray/ladder load in kN/m without man load
2. Support width in m
3. Rail bend in mm at permitted kN/m
4. Load scheme during testing

Load curve with cable tray/ladder width in mm

Strut bend curve according to support width