Technical data sheet

Cable tray IKS 60 FS

Item number: 6087140



IKS 60 = installation cable tray system with 60 mm side height.
Permeable cable tray system to VdS guideline 2092 with 30% hole surface for use under sprinkler systems.
Bottom penetration from width 200 mm. Offset side holes every 300 mm.
Connecting parts should be ordered in the appropriate quantity.
Magnetic shield insulation without cover 20 dB, with cover 50 dB.

St	Steel
FS	Strip galvanised

Master data

Item number	6087140
Type	IKS 630 FS
Description 1	Cable tray IKS
Description 2	with floor + side penetration
Manufacturer	OBO
Dimension	60x300x3000
Colour	zinc
Material	Steel
Surface	Strip galvanised
Surface standard	DIN EN 10346
Smallest sales unit	3
Unit of quantity	Metre
Weight	260.721 kg
Weight unit	kg/100 m
CO2 Footprint (GWP) Cradle-to-Gate	7,8472 kg CO2e / 1 Meter

Technical data sheet

Cable tray IKS 60 FS

Item number: 6087140

Dimensions

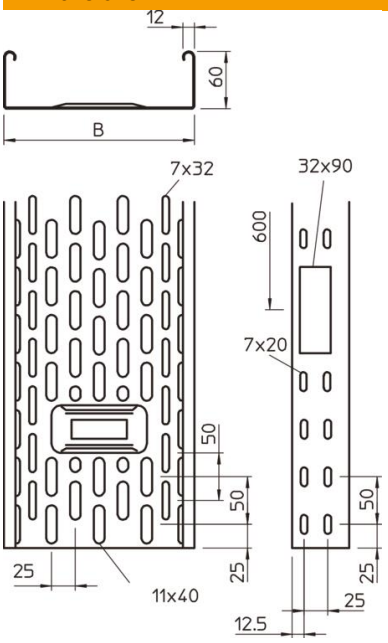

Dimension	60 x 300
Length	3,000 mm
Length	10 ft
Width	300 mm
Width	12 in
Height	60 mm
Height	2 in
Plate thickness	0.04 in
Plate thickness	1 mm
Dimension B	300 mm

Technical data

Connector version	Without connectors
Mounting system fastening type	Floor Ceiling Wall
Walkable	no
Maintain electrical functions	no
With cover	no
Mounting perforation in base	yes
NATO hole pattern	no
Usable cross-section	178 cm²
Usable cross-section	17800 mm²
ROHS-conformant	yes
Rustproof steel, pickled	no
Side perforation	yes
Wide-span version	no
Load test type according to IEC 61537	Type II
Type of connector, cable support system	Screwed

Technical data sheet

Cable tray IKS 60 FS

Item number: 6087140

Loads

Insertable support spacings, min.	1 m
Insertable support spacings, max.	2.5 m
Support spacing 1.0 m	0.9 kN/m
Support spacing 1.5 m	0.65 kN/m
Support spacing 2.0 m	0.5 kN/m
Support spacing 2.5 m	0.35 kN/m

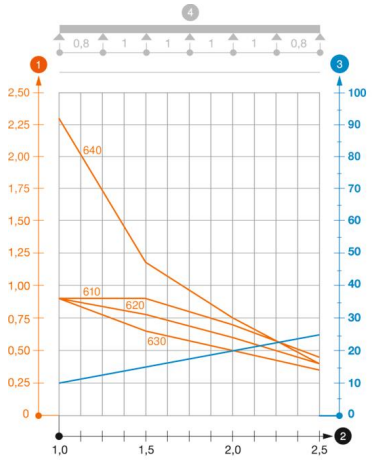

Load diagram, cable tray, type IKS 60

1. Permitted cable tray/ladder load in kN/m without man load
2. Support width in m
3. Rail bend in mm at permitted kN/m
4. Load scheme during testing

— Load curve with cable tray/ladder width in mm

— Strut bend curve according to support width