# Technical data sheet

## Cable tray SKSU 110 FT

## Item number: 6064965



SKS 110 = heavy-duty cable tray system, unperforated, with 110 mm side height.
The cable tray has connector perforations on both sides.
Straight connectors should be ordered separately and in the appropriate quantity.
Magnetic shield insulation without cover 20 dB, with cover 50 dB.

| | |
|---|---|
| St | Steel |
| FT | Hot-dip galvanised |

### Master data

| | |
|---|---|
| Item number | 6064965 |
| Type | SKSU 150 FT |
| Description 1 | Cable tray SKSU |
| Description 2 | unperforated, connector holes |
| Manufacturer | OBO |
| Dimension | 110x500x3000 |
| Colour | zinc |
| Material | Steel |
| Surface | Hot-dip galvanised |
| Surface standard | DIN EN ISO 1461 |
| Smallest sales unit | 3 |
| Unit of quantity | Metre |
| Weight | 925 kg |
| Weight unit | kg/100 m |
| CO2 Footprint (GWP) Cradle-to-Gate | 19,2981 kg CO2e / 1 Meter |

# Technical data sheet

## Cable tray SKSU 110 FT

## Item number: 6064965

### Dimensions

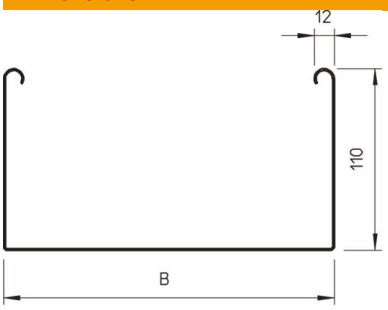

| | |
|---|---|
| Dimension | 110 x 500 |
| Length | 3,000 mm |
| Length | 10 ft |
| Width | 500 mm |
| Width | 20 in |
| Height | 110 mm |
| Height | 4 in |
| Plate thickness | 0.06 in |
| Plate thickness | 1.5 mm |
| Dimension B | 500 mm |

### Technical data

| | |
|---|---|
| Connector version | Without connectors |
| Mounting system fastening type | Floor Ceiling Wall |
| Walkable | no |
| Maintain electrical functions | no |
| With cover | no |
| Mounting perforation in base | no |
| NATO hole pattern | no |
| Usable cross-section | 548 cm² |
| Usable cross-section | 54800 mm² |
| ROHS-conformant | yes |
| Rustproof steel, pickled | no |
| Side perforation | no |
| Wide-span version | no |
| Load test type according to IEC 61537 | Type II |
| Type of connector, cable support system | Screwed |

### Loads

| | |
|---|---|
| Insertable support spacings, min. | 1.5 m |
| Insertable support spacings, max. | 4 m |
| Support spacing 1.5 m | 3 kN/m |
| Support spacing 2.0 m | 2.4 kN/m |
| Support spacing 2.5 m | 1.76 kN/m |
| Support spacing 3.0 m | 1.2 kN/m |
| Support spacing 3.5 m | 0.84 kN/m |
| Support spacing 4.0 m | 0.8 kN/m |

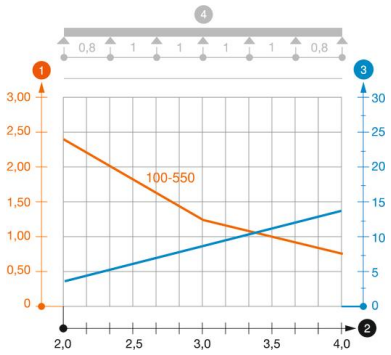


**Load diagram, cable tray, type SKSU 110**

1. Permitted cable tray/ladder load in kN/m without man load
2. Support width in m
3. Rail bend in mm at permitted kN/m
4. Load scheme during testing

Load curve with cable tray/ladder width in mm

Strut bend curve according to support width