Technical data sheet

Cable tray SKSU 60 FS

Item number: 6063236



SKS 60 = heavy-duty cable tray system, unperforated, with 60 mm side height.
The cable tray has connector perforations on both sides.
Straight connectors should be ordered separately and in the appropriate quantity.
Magnetic shield insulation without cover 20 dB, with cover 50 dB.

St	Steel
FS	Strip galvanised

Master data

Item number	6063236
Type	SKSU 620 FS
Description 1	Cable tray SKSU
Description 2	unperforated, connector holes
Manufacturer	OBO
Dimension	60x200x3000
Colour	zinc
Material	Steel
Surface	Strip galvanised
Surface standard	DIN EN 10346
Smallest sales unit	3
Unit of quantity	Metre
Weight	399.67 kg
Weight unit	kg/100 m
CO2 Footprint (GWP) Cradle-to-Gate	9,1138 kg CO2e / 1 Meter

Technical data sheet

Cable tray SKSU 60 FS

Item number: 6063236

Dimensions

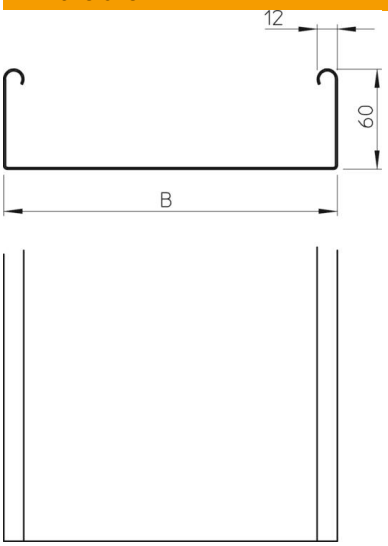

Dimension	60 x 200
Length	3,000 mm
Length	10 ft
Width	200 mm
Width	8 in
Height	60 mm
Height	2 in
Plate thickness	0.06 in
Plate thickness	1.5 mm
Dimension B	200 mm

Technical data

Connector version	Without connectors
Mounting system fastening type	Floor Ceiling Wall
Walkable	no
Base perforation	0
Maintain electrical functions	no
With cover	no
Mounting perforation in base	no
NATO hole pattern	no
Usable cross-section	118 cm²
Usable cross-section	11800 mm²
ROHS-conformant	yes
Rustproof steel, pickled	no
Side perforation	no
Wide-span version	no
Load test type according to IEC 61537	Type II
Type of connector, cable support system	Screwed

Loads

Insertable support spacings, min.	1.5 m
Insertable support spacings, max.	3 m
Support spacing 1.5 m	2.6 kN/m
Support spacing 2.0 m	1.9 kN/m
Support spacing 2.5 m	1.1 kN/m
Support spacing 3.0 m	0.55 kN/m

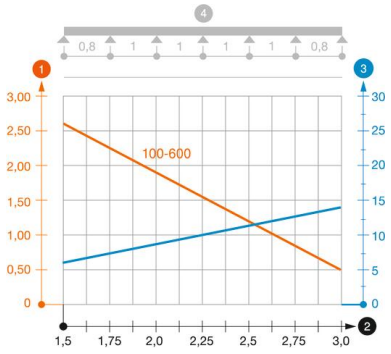

Load diagram, cable tray, type SKSU 60

1. Permitted cable tray/ladder load in kN/m without man load
2. Support width in m
3. Rail bend in mm at permitted kN/m
4. Load scheme during testing

— Load curve with cable tray/ladder width in mm

— Strut bend curve according to support width