Technical data sheet

Cable tray MKS 110 FS

Item number: 6060307

MKS 110 = medium-duty cable tray system with a side height of 110 mm.
Magnetic shield insulation without cover 20 dB, with cover 50 dB.



St	Steel
FS	Strip galvanised

Master data

Item number	6060307
Type	MKS 130 FS
Description 1	Cable tray MKS
Description 2	perforated
Manufacturer	OBO
Dimension	110x300x3000
Colour	zinc
Material	Steel
Surface	Strip galvanised
Surface standard	DIN EN 10346
Smallest sales unit	3
Unit of quantity	Metre
Weight	374.967 kg
Weight unit	kg/100 m
CO2 Footprint (GWP) Cradle-to-Gate	10,1972 kg CO2e / 1 Meter

Technical data sheet

Cable tray MKS 110 FS

Item number: 6060307

Dimensions

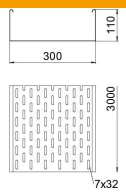

Dimension	110 x 300
Length	3,000 mm
Length	10 ft
Width	300 mm
Width	12 in
Height	110 mm
Height	4 in
Plate thickness	0.04 in
Plate thickness	1 mm
Dimension W	300 mm

Technical data

Connector version	Without connectors
Mounting system fastening type	Floor Ceiling Wall
Walkable	no
Maintain electrical functions	no
With cover	no
Mounting perforation in base	yes
NATO hole pattern	no
Usable cross-section	328 cm²
Usable cross-section	32800 mm²
ROHS-conformant	yes
Rustproof steel, pickled	no
Side perforation	yes
Wide-span version	no
Load test type according to IEC 61537	Type II
Type of connector, cable support system	Screwed

Loads

Insertable support spacings, min.	1.5 m
Insertable support spacings, max.	3 m
Support spacing 1.5 m	1.85 kN/m
Support spacing 2.0 m	1.3 kN/m
Support spacing 2.5 m	0.75 kN/m
Support spacing 3.0 m	0.6 kN/m

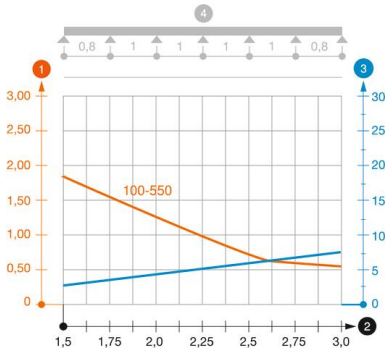

Load diagram, cable tray, type MKS 110

1. Permitted cable tray/ladder load in kN/m without man load
2. Support width in m
3. Rail bend in mm at permitted kN/m
4. Load scheme during testing

— Load curve with cable tray/ladder width in mm

— Strut bend curve according to support width