Technical data sheet

Cable tray MKS-Magic® 110, unperforated FT

Item number: 6059405

Unperforated cable tray with integrated quick fastening system. The usable length of the cable tray is 3,000 mm.
Continuous equipotential bonding is guaranteed without additional components.



St Steel

FT Hot-dip galvanised

Master data

Item number	6059405
Type	MKSMU 130 FT
Description 1	Cable tray MKSMU
Description 2	unperforated, quick connector
Manufacturer	OBO
Dimension	110x300x3050
Colour	zinc
Material	Steel
Surface	Hot-dip galvanised
Surface standard	DIN EN ISO 1461
Smallest sales unit	3
Unit of quantity	Metre
Weight	468.852 kg
Weight unit	kg/100 m
CO2 Footprint (GWP) Cradle-to-Gate	10,2425 kg CO2e / 1 Meter

Technical data sheet

Cable tray MKS-Magic® 110, unperforated FT

Item number: 6059405

Dimensions

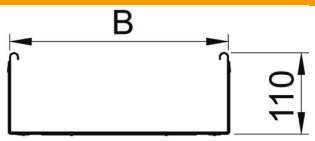

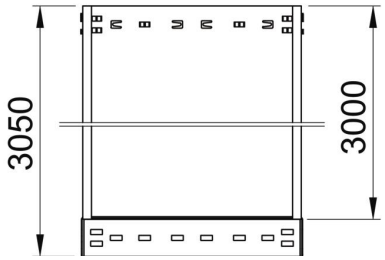

Length	3,050 mm
Width	300 mm
Height	110 mm
Plate thickness	1 mm
Dimension B	300 mm

Technical data

Connector version	Integrated connector
Mounting system fastening type	Floor Ceiling Wall
Walkable	no
Maintain electrical functions	no
With cover	no
Mounting perforation in base	no
NATO hole pattern	no
Usable cross-section	328 cm²
Usable cross-section	32800 mm²
ROHS-conformant	yes
Rustproof steel, pickled	no
Side perforation	no
Wide-span version	no
Load test type according to IEC 61537	Type II
Usable length	3000 mm
Type of connector, cable support system	Click fastening

Loads

Insertable support spacings, min.	1.5 m
Insertable support spacings, max.	3 m
Support spacing 1.5 m	1.85 kN/m
Support spacing 2.0 m	1.3 kN/m
Support spacing 2.5 m	0.75 kN/m
Support spacing 3.0 m	0.6 kN/m

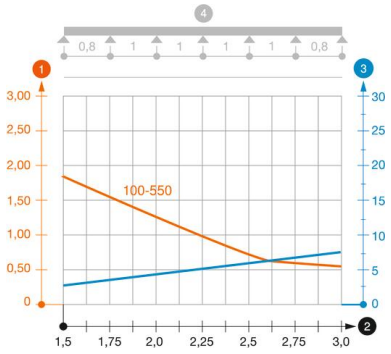

Load diagram, cable tray, type MKSMU 110

1. Permitted cable tray/ladder load in kN/m without man load
2. Support width in m
3. Rail bend in mm at permitted kN/m
4. Load scheme during testing

— Load curve with cable tray/ladder width in mm

— Strut bend curve according to support width