Technical data sheet

Cable tray SKS 85 FS

Item number: 6058396

SKS 85 = heavy-duty cable tray system with 85 mm side height.
Magnetic shield insulation without cover 20 dB, with cover 50 dB.



St	Steel
FS	Strip galvanised

Master data

Item number	6058396
Type	SKS 840 FS
Description 1	Cable tray SKS
Description 2	perforated
Manufacturer	OBO
Dimension	85x400x3000
Colour	zinc
Material	Steel
Surface	Strip galvanised
Surface standard	DIN EN 10346
Smallest sales unit	3
Unit of quantity	Metre
Weight	607.5 kg
Weight unit	kg/100 m
CO2 Footprint (GWP) Cradle-to-Gate	16,1873 kg CO2e / 1 Meter

Technical data sheet

Cable tray SKS 85 FS

Item number: 6058396

Dimensions

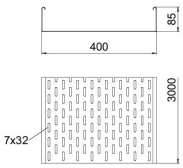

Dimension	85 x 400
Length	3,000 mm
Length	10 ft
Width	400 mm
Width	16 in
Height	85 mm
Height	3 in
Plate thickness	0.6 in
Plate thickness	1.5 mm
Dimension B	400 mm
Dimension W	400 mm

Technical data

Connector version	Without connectors
Mounting system fastening type	Floor Ceiling Wall
Walkable	no
Maintain electrical functions	no
With cover	no
Mounting perforation in base	yes
NATO hole pattern	no
Usable cross-section	338 cm²
Usable cross-section	33800 mm²
ROHS-conformant	yes
Rustproof steel, pickled	no
Side perforation	yes
Wide-span version	no
Load test type according to IEC 61537	Type II
Type of connector, cable support system	Screwed

Loads

Insertable support spacings, min.	1.5 m
Insertable support spacings, max.	3 m
Support spacing 1.5 m	2.8 kN/m
Support spacing 2.0 m	2.25 kN/m
Support spacing 2.5 m	1.5 kN/m
Support spacing 3.0 m	0.75 kN/m

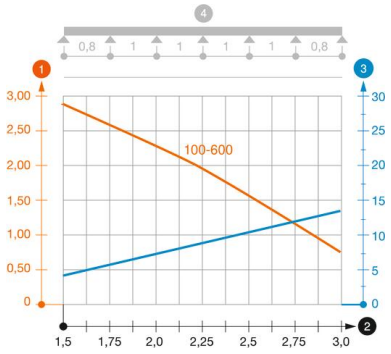

Load diagram, cable tray, type SKS 85

1. Permitted cable tray/ladder load in kN/m without man load
2. Support width in m
3. Rail bend in mm at permitted kN/m
4. Load scheme during testing

— Load curve with cable tray/ladder width in mm

— Strut bend curve according to support width