Technical data sheet

Cable tray MKS 60 A2

Item number: 6056016



MKS 60 = Medium-duty cable tray system with a side height of 60 mm.
Connecting parts should be ordered in the appropriate quantity.
Magnetic shield insulation without cover 20 dB, with cover 50 dB.

A2	Stainless steel
2B	Bright, treated

Master data

Item number	6056016
Type	MKS 610 A2
Description 1	Cable tray MKS
Description 2	perforated
Manufacturer	OBO
Dimension	60x100x3000
Colour	stainless steel
Material	Stainless steel 1.4301
Surface	Bright, treated
Surface standard	
Smallest sales unit	3
Unit of quantity	Metre
Weight	174.2 kg
Weight unit	kg/100 m
CO2 Footprint (GWP) Cradle-to-Gate	9,2197 kg CO2e / 1 Meter

Technical data sheet

Cable tray MKS 60 A2

Item number: 6056016

Dimensions

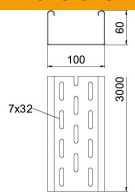

Length	3,000 mm
Length	10 ft
Width	100 mm
Width	4 in
Height	60 mm
Height	2 in
Plate thickness	0.04 in
Plate thickness	1 mm
Dimension B	100 mm
Dimension W	100 mm

Technical data

Connector version	Without connectors
Mounting system fastening type	Floor Ceiling Wall
Walkable	no
Maintain electrical functions	no
With cover	no
Mounting perforation in base	yes
NATO hole pattern	no
Usable cross-section	58 cm²
Usable cross-section	5800 mm²
ROHS-conformant	yes
Rustproof steel, pickled	no
Side perforation	yes
Wide-span version	no
Load test type according to IEC 61537	Type II
Type of connector, cable support system	Screwed

Loads

Insertable support spacings, min.	1.5 m
Insertable support spacings, max.	2.5 m
Support spacing 1.5 m	1.5 kN/m
Support spacing 1.75 m	1.25 kN/m
Support spacing 2.0 m	1 kN/m
Support spacing 2.5 m	0.5 kN/m

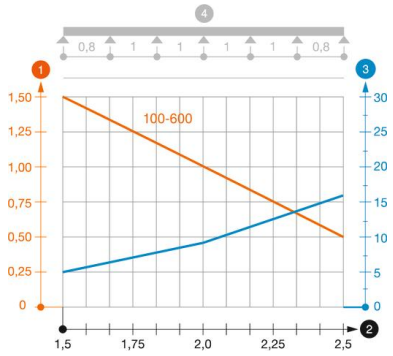

Load diagram, cable tray, type MKS 60 VA

1. Permitted cable tray/ladder load in kN/m without man load
2. Support width in m
3. Rail bend in mm at permitted kN/m
4. Load scheme during testing

— Load curve with cable tray/ladder width in mm

— Strut bend curve according to support width