Technical data sheet

Heavy mesh cable tray SGR 155 FT

Item number: 6003695



Mesh cable tray made of spot-welded steel wire of side height 155 mm.

The grid width is 50 x 100 mm.

Magnetic shield insulation without cover 15 dB, with cover 25 dB.

St Steel

FT Hot-dip galvanised

Master data

Item number	6003695
Type	SGR 155 450 FT
Description 1	Mesh cable tray SGR
Manufacturer	OBO
Dimension	155x450x3000
Colour	zinc
Material	Steel
Surface	Hot-dip galvanised
Surface standard	DIN EN ISO 1461
Smallest sales unit	3
Unit of quantity	Metre
Weight	541 kg
Weight unit	kg/100 m
CO2 Footprint (GWP) Cradle-to-Gate	11,1098 kg CO2e / 1 Meter

Technical data sheet

Heavy mesh cable tray SGR 155 FT

Item number: 6003695

Dimensions

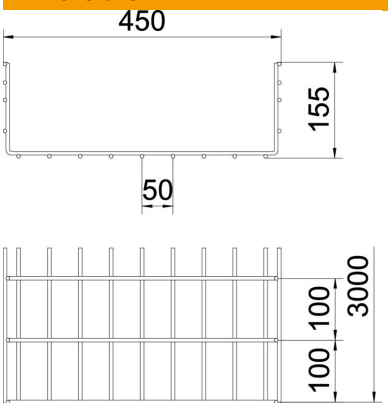

Length	3,000 mm
Width	450 mm
Width	17.72 in
Height	155 mm
Height	6.1 in
Dimension B	450 mm

Technical data

Connector version	Without connectors
Mounting system fastening type	Ceiling Wall
Maintain electrical functions	no
Integrated partition	Without
Usable cross-section	663 cm²
Usable cross-section	66300 mm²
Profile shape	U-shaped
ROHS-conformant	yes
Rustproof steel, pickled	no
Screwless connector	no
Wide-span version	no
Load test type according to IEC 61537	Type II
Type of connector, cable support system	Screwed

Technical data sheet

Heavy mesh cable tray SGR 155 FT

Item number: 6003695

Loads

Insertable support spacings, min.	1 m
Insertable support spacings, max.	4 m
Support spacing 1.0 m	4.1 kN/m
Support spacing 1.5 m	2.5 kN/m
Support spacing 2.0 m	1.6 kN/m
Support spacing 2.5 m	1.15 kN/m
Support spacing 3.0 m	0.95 kN/m
Support spacing 3.5 m	0.83 kN/m
Support spacing 4.0 m	0.6 kN/m

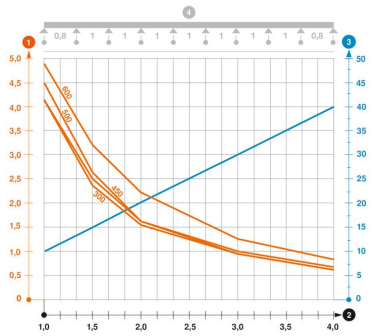

Load diagram, mesh cable tray, type SGR 155

1. Permitted cable tray/ladder load in kN/m without man load
2. Support width in m
3. Rail bend in mm at permitted kN/m
4. Load scheme during testing

— Load curve with cable tray/ladder width in mm

— Strut bend curve according to support width