Technical data sheet

Heavy-duty cable tray SGR 105 FT

Item number: 6003402

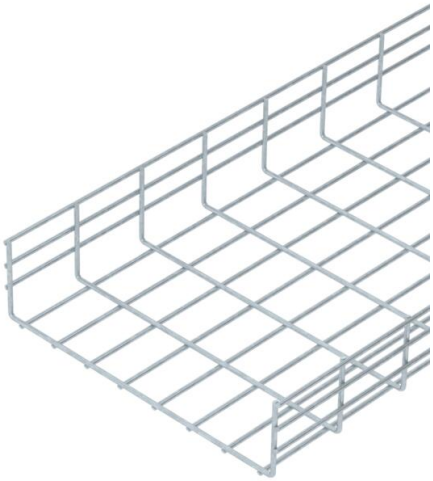

Mesh cable tray made of spot-welded steel wire of side height 105 mm.
The grid width is 50 x 100 mm.
Magnetic shield insulation without cover 15 dB, with cover 25 dB.

St Steel

FT Hot-dip galvanised

Master data

Item number	6003402
Type	SGR 105 400 FT
Description 1	Mesh cable tray SGR
Manufacturer	OBO
Dimension	105x400x3000
Colour	zinc
Material	Steel
Surface	Hot-dip galvanised
Surface standard	DIN EN ISO 1461
Smallest sales unit	3
Unit of quantity	Metre
Weight	439.667 kg
Weight unit	kg/100 m
CO2 Footprint (GWP) Cradle-to-Gate	9,041 kg CO2e / 1 Meter

Technical data sheet

Heavy-duty cable tray SGR 105 FT

Item number: 6003402

Dimensions

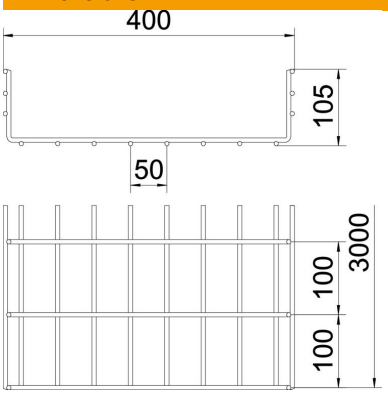

Length	3,000 mm
Width	400 mm
Width	15.75 in
Height	105 mm
Height	4.13 in
Dimension B	400 mm

Technical data

Connector version	Without connectors
Mounting system fastening type	Ceiling Wall
Maintain electrical functions	no
Usable cross-section	363 cm²
Usable cross-section	36300 mm²
Profile shape	U-shaped
ROHS-conformant	yes
Rustproof steel, pickled	no
Wide-span version	no
Load test type according to IEC 61537	Type II
Type of connector, cable support system	Screwed

Technical data sheet

Heavy-duty cable tray SGR 105 FT

Item number: 6003402

Loads

Insertable support spacings, min.	1 m
Insertable support spacings, max.	4 m
Support spacing 1.0 m	3.5 kN/m
Support spacing 1.5 m	1.9 kN/m
Support spacing 2.0 m	1.2 kN/m
Support spacing 2.5 m	0.85 kN/m
Support spacing 3.0 m	0.7 kN/m
Support spacing 3.5 m	0.62 kN/m
Support spacing 4.0 m	0.45 kN/m

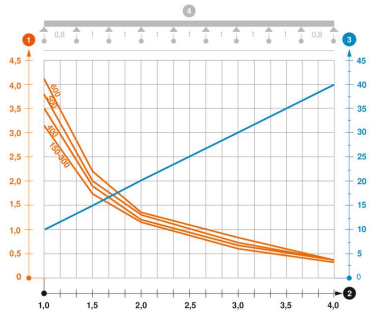

Load diagram, mesh cable tray, type SGR 105

1. Permitted cable tray/ladder load in kN/m without man load
2. Support width in m
3. Rail bend in mm at permitted kN/m
4. Load scheme during testing

— Load curve with cable tray/ladder width in mm

— Strut bend curve according to support width