Technical data sheet

Heavy-duty cable tray SGR 55 FT

Item number: 6000331



Mesh cable tray made of spot-welded steel wire of side height 55 mm.
The grid width is 50 x 100 mm.
Magnetic shield insulation without cover 15 dB, with cover 25 dB.

St Steel

FT Hot-dip galvanised

Master data

Item number	6000331
Type	SGR 55 300 FT
Description 1	Mesh cable tray SGR
Manufacturer	OBO
Dimension	55x300x3000
Colour	zinc
Material	Steel
Surface	Hot-dip galvanised
Surface standard	DIN EN ISO 1461
Smallest sales unit	3
Unit of quantity	Metre
Weight	305.667 kg
Weight unit	kg/100 m
CO2 Footprint (GWP) Cradle-to-Gate	6,3014 kg CO2e / 1 Meter

Technical data sheet

Heavy-duty cable tray SGR 55 FT

Item number: 6000331

Dimensions

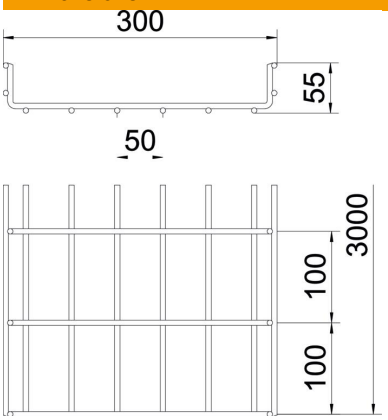

Length	3,000 mm
Width	300 mm
Width	11.81 in
Height	55 mm
Height	2.17 in
Dimension B	300 mm

Technical data

Connector version	Without connectors
Mounting system fastening type	Ceiling Wall
Usable cross-section	129 cm²
Usable cross-section	12900 mm²
Profile shape	U-shaped
ROHS-conformant	yes
Load test type according to IEC 61537	Type II
Type of connector, cable support system	Screwed

Technical data sheet

Heavy-duty cable tray SGR 55 FT

Item number: 6000331

Loads

Insertable support spacings, min.	1 m
Insertable support spacings, max.	3 m
Support spacing 1.0 m	2 kN/m
Support spacing 1.5 m	1.3 kN/m
Support spacing 2.0 m	0.75 kN/m
Support spacing 2.5 m	0.45 kN/m
Support spacing 3.0 m	0.4 kN/m

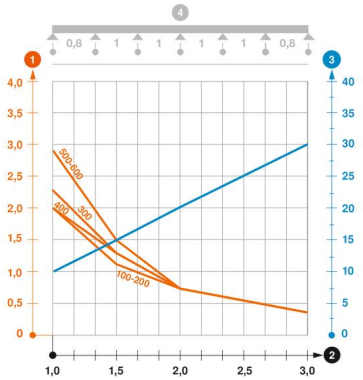

Load diagram, mesh cable tray, type SGR 55

1. Permitted cable tray/ladder load in kN/m without man load
2. Support width in m
3. Rail bend in mm at permitted kN/m
4. Load scheme during testing

— Load curve with cable tray/ladder width in mm

— Strut bend curve according to support width