Technical data sheet

Series protection device, 4-pole, 12 V version

Item number: 5098419

Lightning barrier with test function; 12 V version

- Rated load current 10 A
- Protection device for multi-wire systems
- Direct shield earthing and screwless connection terminals
- Space-saving width of just 8.7 mm
- Protection circuit testable with Life Control
- High bandwidth to 100 MHz
- UL-listed (4DG1)

Application: Universal use on 35 mm DIN profile rail in any standard distribution housing.

Master data

Item number	5098419
Type	MDP-4 D-12-T-10
Description 1	Lightning barrier
Description 2	for high nominal currents
Manufacturer	OBO
Dimension	12V
Smallest sales unit	1
Unit of quantity	Piece
Weight	6 kg
Weight unit	kg/100 pc.
CO2 Footprint (GWP) Cradle-to-Gate	0,2951 kg CO2e / 1 Piece

Technical data sheet

Series protection device, 4-pole, 12 V version

Item number: 5098419

Dimensions

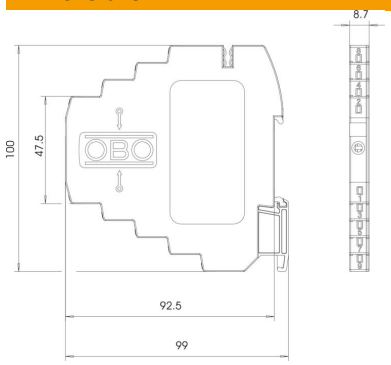

Technical data

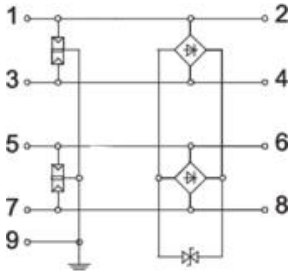

Connection cross-section, flexible, max.	2.5 mm²
Connection cross-section, flexible, min.	0.14 mm²
Connection cross-section, multi-wire, max.	1.5 mm²
Connection cross-section, multi-wire, min.	0.14 mm²
Connection cross-section, rigid, max.	2.5 mm²
Connection cross-section, rigid, min.	0.14 mm²
Number of poles	4
Insertion loss	≤3 dB
Earthing via:	DIN rail
Total discharge current (10/350)	D1: 2 kA
Total discharge current (8/20)	10 kA
Cut-off frequency	100 MHz
Maximum continuous voltage AC	10.5 V
Maximum continuous voltage DC	15 V
Insulation resistance	>100 MΩ
Capacity (wire-wire)	<40 pF
Kategorie	Type 1+2+3 / D1+C2+C1
Lightning protection zone LPZ	0→3
Mounting type	DIN rail
Nominal load current AC	0.7 A
Nominal load current DC	10 A
Nominal voltage	12 V
Testing standard	IEC 61643-21
ROHS-conformant	yes
Shielding connection available	yes
Screening	Direct
Protection rating	IP20
Protection level wire-wire	<55 V
Protection level wire-earth	<800 V
Signalling on device	Readable
SPD to IEC 61643-21	Class I+II+III / D1+C2+C1
Plug-in system	Terminal

Technical data sheet

Series protection device, 4-pole, 12 V version

Item number: 5098419

Technical data

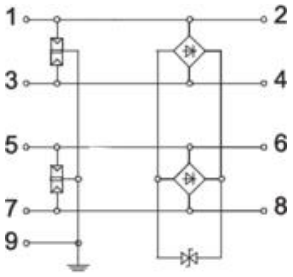

Impulse durability wire-wire	C1: 0,5 kV / 0,25 kA (8/20µs)
Permitted temperature range, max.	80 °C
Permitted temperature range, min.	-40 °C
Approvals	UL