Technical data sheet

PV surge protection V20, 1,000 V DC with remote signalling

Item number: 5094574



V20 surge arrester, type 2, for photovoltaic systems

- Complete unit, consisting of plug-in varistor arrester with cut-off unit
- Error-resistant Y circuit to VDE 0100-712 (EN 50539-12)
- Surge protection equipotential bonding to VDE 0100-443 (IEC 60364-4-44)
- V20-C 3-PH-1000 tested to EN 50539-11 (VDE / KEMA)
- Arresting capacity to 40 kA (8/20) per pole
- Low DC protection level: < 4.0 kV and Voc max = 1,000 V DC
- With visual status display for use in distributor housings

Application: PV systems with or without separate lightning protection system

Type 2 LPZ 1→2

Master data

Item number	5094574
Type	V20-C 3PHFS-1000
Description 1	SurgeController V20
Description 2	three-pole for photovoltaics
Manufacturer	OBO
Dimension	1000V DC
Smallest sales unit	1
Unit of quantity	Piece
Weight	44.5 kg
Weight unit	kg/100 pc.
CO2 Footprint (GWP) Cradle-to-Gate	1,0344 kg CO2e / 1 Piece

Technical data sheet

PV surge protection V20, 1,000 V DC with remote signalling

Item number: 5094574

Dimensions

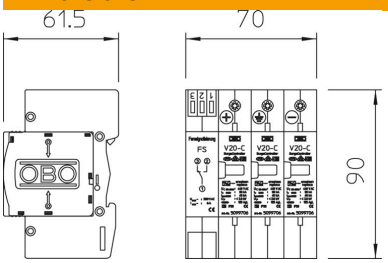

Technical data

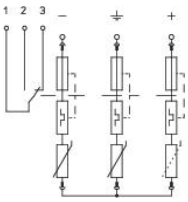

Response time	<25 ns
Blow-out	no
Version for	3-pole for PV systems with FS
Pole version	3
Structural width in division units (division unit, 17.5 mm)	4
Operating temperature, max.	80 °C
Operating temperature, min.	-40 °C
Remote signalling	yes
FM contacts	Changeover
Suitable for outdoor use	no
Maximum continuous voltage DC	1000 V
Conductor cross-section, rigid (single-wire/multiwire), max.	35 mm²
Conductor cross-section, rigid (single-wire/multiwire), min.	2.5 mm²
Lightning protection zone LPZ	1→2
Max. mains-side overcurrent protection	125
Maximum back-up fuse	125 A
Maximum discharge current (8/20 µs)	40 kA
Installation type	DIN rail 35 mm
Nominal discharge current (8/20 µs)	20 kA
Network form	Other
DC network form	yes
Test class, type 2	yes
ROHS-conformant	yes
Protection rating	IP20
Protection level	≤4,0 kV
Signalling on device	Visual
SPD to EN 61643-11	Type 2
SPD to IEC 61643-11	Class II
Permitted temperature range, max.	80 °C
Permitted temperature range, min.	-40 °C
Number of conductors (without earth)	2