Technical data sheet

PDP cover, 2-pin, with OS, 24 V

Item number: 5080426

Upper part, plug-in data cable protection, type 1+2/D1+C2, for use in measurement, control and regulation technology

- Protection device for multi-wire systems
- Frequency range up to 100 MHz
- Low construction width of 17.5 mm
- With visual signalling and option of remote signalling

Application: Universal lightning and surge voltage protection for data transmission devices in MCR technology.

MSR LPZ 0→2

Master data

Item number	5080426
Type	PDP-P-2-24-OS
Description 1	Pluggable data line protection
Description 2	plug-in arrester 2-pole
Manufacturer	OBO
Dimension	24V
Smallest sales unit	1
Unit of quantity	Piece
Weight	2.6 kg
Weight unit	kg/100 pc.
CO2 Footprint (GWP) Cradle-to-Gate	0,3519 kg CO2e / 1 Piece

Technical data sheet

PDP cover, 2-pin, with OS, 24 V

Item number: 5080426

Dimensions

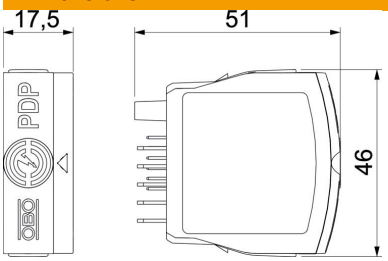

Length	51 mm
Width	17.5 mm
Height	46 mm

Technical data

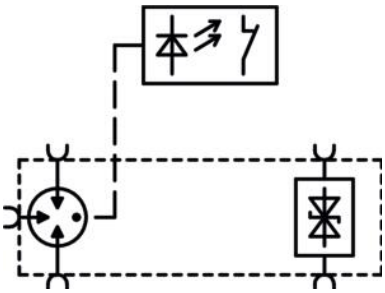

Connection cross-section, flexible, max.	1.5 mm²
Connection cross-section, flexible, min.	0.14 mm²
Connection cross-section, multi-wire, max.	2.5 mm²
Connection cross-section, multi-wire, min.	0.14 mm²
Connection cross-section, rigid, max.	2.5 mm²
Connection cross-section, rigid, min.	0.14 mm²
Insertion loss	≤3 dB
Earthing via:	Connection cable / DIN rail
Total discharge current (10/350)	2,5 kA
Total discharge current (8/20)	20 kA
Cut-off frequency	100 MHz
Maximum continuous voltage AC	21 V
Maximum continuous voltage DC	30 V
Lightning impulse current	2.5 kA
Capacity (wire-wire)	≤30 pF
Capacity (wire-earth)	≤30 pF
Kategorie	Type 1+2 / D1+C2
Lightning protection zone LPZ	0→2
Lengthwise resistance	1.2 ± 5%
Mounting of input / output	Screw terminals
Mounting type	DIN rail 35 mm
Nominal discharge current (8/20 µs)	10 kA
Nominal load current AC	0.425 A
Nominal load current DC	0.6 A
Total impulse durability into C2 (8/20)	20 kA
Testing standard	IEC 61643-21
ROHS-conformant	yes
Shielding connection available	yes
Screening	Direct
Protection rating	IP20
Series resistance per wire	1,2 Ω ± 5%
Signalling on device	None
SPD to EN 61643-11	Type 1+2
SPD to IEC 61643-11	Class I+II

Technical data sheet

PDP cover, 2-pin, with OS, 24 V

Item number: 5080426

Technical data

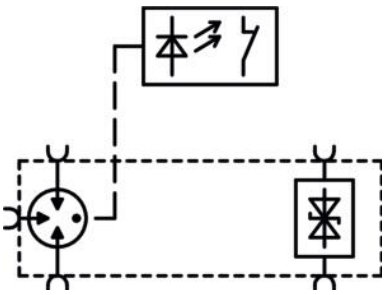

SPD to IEC 61643-21	Class I+II / D1+C2
Plug-in system	Terminal
Impulse durability wire-wire	10 kV / 5 kA
Impulse durability wire-earth	10 kV / 5 kA
Permitted temperature range, max.	80 °C
Permitted temperature range, min.	-40 °C