


Technical data sheet

Cable ladder with Z rung, standard FT

Item number: 7098142



Shipbuilding cable ladder with perforated side rail of side height 40 mm with welded, perforated Z rungs. Load tested according to IEC in conjunction with connector, type SLV.

The shipbuilding cable ladder, including fittings, is also available in stainless steel on request. Powder coating according to RAL colours possible.



St

Steel

FT

Hot-dip galvanised

Master data

| | |
|------------------------------------|----------------------------|
| Item number | 7098142 |
| Type | SLZ 600 FT |
| Description 1 | Cable ladder, shipbuilding |
| Description 2 | with Z-rung |
| Manufacturer | OBO |
| Dimension | 40x610x3000 |
| Colour | zinc |
| Material | Steel |
| Surface | Hot-dip galvanised |
| Surface standard | DIN EN ISO 1461 |
| Smallest sales unit | 3 |
| Unit of quantity | Metre |
| Weight | 611.333 kg |
| Weight unit | kg/100 m |
| CO2 Footprint (GWP) Cradle-to-Gate | 14,2641 kg COe / 1 Meter |

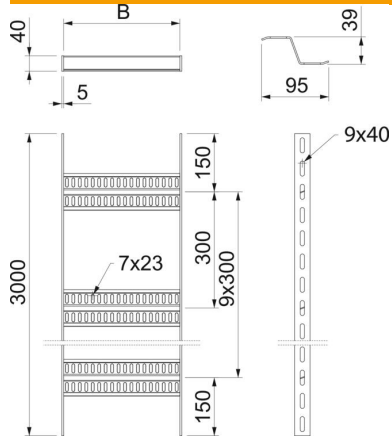
Technical data sheet

Cable ladder with Z rung, standard FT

Item number: 7098142



Dimensions



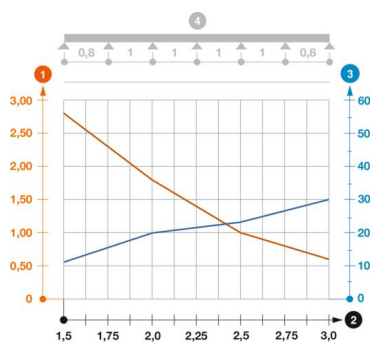
| | |
|-------------|----------|
| Dimension | 40x600 |
| Length | 3,000 mm |
| Width | 600 mm |
| Height | 40 mm |
| Dimension B | 610 mm |

Technical data

| | |
|-------------------------------|--------------------|
| Version of the rungs | Profile perforated |
| Side rail version | Flat profile |
| Fastening of rung | Welded |
| Maintain electrical functions | no |
| Rustproof steel, pickled | no |
| Side perforation | yes |
| Rung distance | 300 mm |
| Wide-span version | no |
| Rail thickness | 5 mm |

Loads

| | |
|-----------------------|-----------|
| Support spacing 1.5 m | 2.8 kN/m |
| Support spacing 2.0 m | 1.75 kN/m |
| Support spacing 2.5 m | 1 kN/m |
| Support spacing 3.0 m | 0.6 kN/m |



Load diagram, cable ladder, type SLZ

- 1 Permitted cable tray/ladder load in kN/m without man load
- 2 Support width in m
- 3 Rail bend in mm at permitted kN/m
- Load curve with cable tray/ladder width in mm
- Strut bend curve according to support width
- 4 Load scheme during testing