


# Technical data sheet

## Cable ladder SLCS 110, 3 m C30 FT SOMY

Item number: 7186414



Cable ladder with 110 mm side height with welded C30 profile rungs which are open in an upwards direction. Rolled side rail for reinforcement and as edge protection. Fastening to the bracket takes place using clamps, type LKS 40. The slot dimension of the frame is 16.5 mm and the appropriate U clamp clip is type 2056. Magnetic shield insulation without cover 10 dB, with cover 15 dB.



St	Steel
FT SO	Hot-dip galvanised 85 µm

### Master data

Item number	7186414
Type	SLCS 1190 3 FTSO
Description 1	Cable ladder
Description 2	unperforated rung, welded
Manufacturer	OBO
Dimension	110x900x3000
Colour	zinc
Material	Steel
Surface	Hot-dip galvanised 85 µm
Surface standard	DIN EN ISO 1461
Smallest sales unit	3
Unit of quantity	Metre
Weight	779 kg
Weight unit	kg/100 m
CO2 Footprint (GWP) Cradle-to-Gate	16,7544 kg COe / 1 Meter

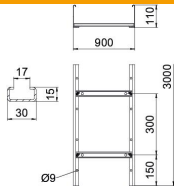
# Technical data sheet

Cable ladder SLCS 110, 3 m C30 FT SOMY

Item number: 7186414



## Dimensions



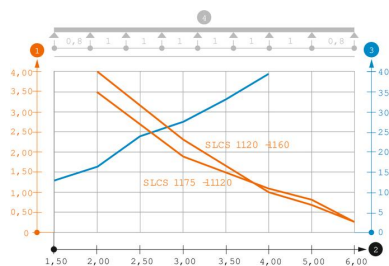
Length	3,000 mm
Width	900 mm
Height	110 mm
Dimension B	900 mm

## Technical data

Version of the rungs	Profile unperforated
Side rail version	Flat profile
Fastening of rung	Welded
Maintain electrical functions	no
Usable cross-section	810 cm <sup>2</sup>
Usable cross-section	81000 mm <sup>2</sup>
Rustproof steel, pickled	no
Side perforation	yes
Rung distance	300 mm
Wide-span version	no
Rail thickness	2 mm

## Loads

Support spacing 2.0 m	3.5 kN/m
Support spacing 3.0 m	1.9 kN/m
Support spacing 4.0 m	1 kN/m
Support spacing 5.0 m	0.8 kN/m
Support spacing 6.0 m	0.25 kN/m



Load diagram, cable ladder, type SLCS 110

- 1 Permitted cable tray/ladder load in kN/m without man load
- 2 Support width in m
- 3 Rail bend in mm at permitted kN/m
- 4 Load scheme during testing
- Load curve with cable tray/ladder width in mm
- Strut bend curve according to support width