


Technical data sheet

Cable tray SKS 60 A2

Item number: 6056746



SKS 60 = heavy-duty cable tray system with 60 mm side height.
The cable tray, type SKS, should also be used for maintenance of electrical function. For additional data, please refer to BSS fire protection systems. The cable tray is fastened to the bracket with bolts, type FRS M6 x 12.

Connecting parts should be ordered in the appropriate quantity.
Magnetic shield insulation without cover 20 dB, with cover 50 dB.



A2	Stainless steel
2B	Bright, treated

Master data

Item number	6056746
Description 1	Cable tray SKS
Description 2	perforated
Manufacturer	OBO
Dimension	60x600x3000
Colour	stainless steel
Material	Stainless steel
Surface	Bright, treated
Surface standard	
Smallest sales unit	3
Unit of quantity	Metre
Weight	749.333 kg
Weight unit	kg/100 m
CO Footprint (GWP) Cradle-to-Gate	43,3101 kg COe / 1 Meter

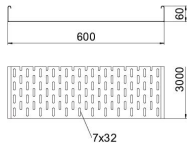
Technical data sheet

Cable tray SKS 60 A2

Item number: 6056746



Dimensions



Length	3,000 mm
Length	10 ft
Width	600 mm
Width	24 in
Height	60 mm
Height	2 in
Plate thickness	0.06 in
Plate thickness	1.5 mm
Dimension B	600 mm
Maß W	600 mm

Technical data

Connector version	Without connectors
Mounting system fastening type	Floor Ceiling Wall
Walkable	no
Maintain electrical functions	yes
With cover	no
Mounting perforation in base	yes
NATO hole pattern	no
Usable cross-section	358 cm ²
Usable cross-section	35800 mm ²
Rustproof steel, pickled	no
Side perforation	yes
Wide-span version	no
Load test type according to IEC 61537	Type II
Type of connector, cable support system	Screwed

Technical data sheet

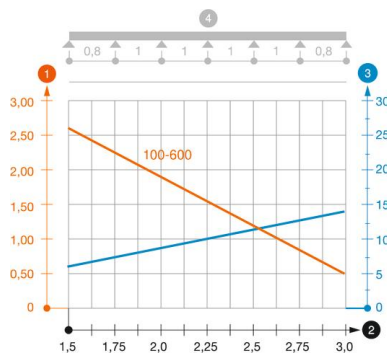
Cable tray SKS 60 A2

Item number: 6056746



Loads

Insertable support spacings, min.	1.5 m
Insertable support spacings, max.	3 m
Support spacing 1.5 m	2.65 kN/m
Support spacing 2.0 m	1.8 kN/m
Support spacing 2.5 m	1.15 kN/m
Support spacing 3.0 m	0.5 kN/m



Load diagram, cable tray, type SKS 60

- 1 Permitted cable tray/ladder load in kN/m without man load
- 2 Support width in m
- 3 Rail bend in mm at permitted kN/m
- 4 Load scheme during testing
- Load curve with cable tray/ladder width in mm
- Strut bend curve according to support width