


# Technical data sheet

## Cable tray SKS 110 FT SOMY

Item number: 7196025



SKS 110 = Heavy-duty cable tray system with 110 mm side height.

The cable tray is fastened to the bracket with bolts, type FRS M6 x 12. The surface coating is a coating created in a single-dip method with extra-high zinc thicknesses.

Magnetic shield insulation without cover 20 dB, with cover 50 dB.



|          |                          |
|----------|--------------------------|
| St       | Steel                    |
| FT<br>SO | Hot-dip galvanised 85 µm |

### Master data

|                                    |                          |
|------------------------------------|--------------------------|
| Item number                        | 7196025                  |
| Type                               | SKS 130 FT SO            |
| Description 1                      | Cable tray SKS           |
| Description 2                      | perforated               |
| Manufacturer                       | OBO                      |
| Dimension                          | 110x300x3000             |
| Colour                             | zinc                     |
| Material                           | Steel                    |
| Surface                            | Hot-dip galvanised 85 µm |
| Surface standard                   | DIN EN ISO 1461          |
| Smallest sales unit                | 3                        |
| Unit of quantity                   | Metre                    |
| Weight                             | 618.67 kg                |
| Weight unit                        | kg/100 m                 |
| CO2 Footprint (GWP) Cradle-to-Gate | 14,7506 kg COe / 1 Meter |

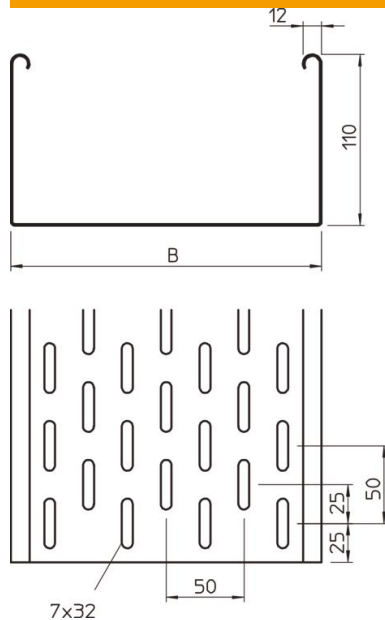
# Technical data sheet

## Cable tray SKS 110 FT SOMY

Item number: 7196025



### Dimensions



|                 |          |
|-----------------|----------|
| Length          | 3,000 mm |
| Width           | 300 mm   |
| Height          | 110 mm   |
| Plate thickness | 1.5 mm   |
| Dimension B     | 300 mm   |

### Technical data

|                                         |                     |
|-----------------------------------------|---------------------|
| Connector version                       | Without connectors  |
| Mounting system fastening type          | Floor Ceiling Wall  |
| Walkable                                | no                  |
| Maintain electrical functions           | no                  |
| With cover                              | no                  |
| Mounting perforation in base            | yes                 |
| NATO hole pattern                       | no                  |
| Usable cross-section                    | 328 cm <sup>2</sup> |
| Rustproof steel, pickled                | no                  |
| Side perforation                        | yes                 |
| Wide-span version                       | no                  |
| Load test type according to IEC 61537   | Type II             |
| Type of connector, cable support system | Screwed             |

# Technical data sheet

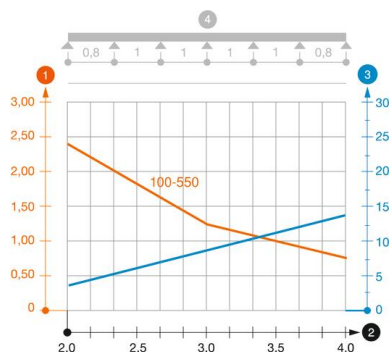
## Cable tray SKS 110 FT SOMY

Item number: 7196025



### Loads

|                       |          |
|-----------------------|----------|
| Support spacing 1.5 m | 3 kN/m   |
| Support spacing 2.0 m | 2.4 kN/m |
| Support spacing 3.0 m | 1.2 kN/m |
| Support spacing 4.0 m | 0.8 kN/m |



### Load diagram, cable tray, type SKS 110

- 1** Permitted cable tray/ladder load in kN/m without man load
- 2** Support width in m
- 3** Rail bend in mm at permitted kN/m
- 4** Load scheme during testing
- Load curve with cable tray/ladder width in mm
- Strut bend curve according to support width