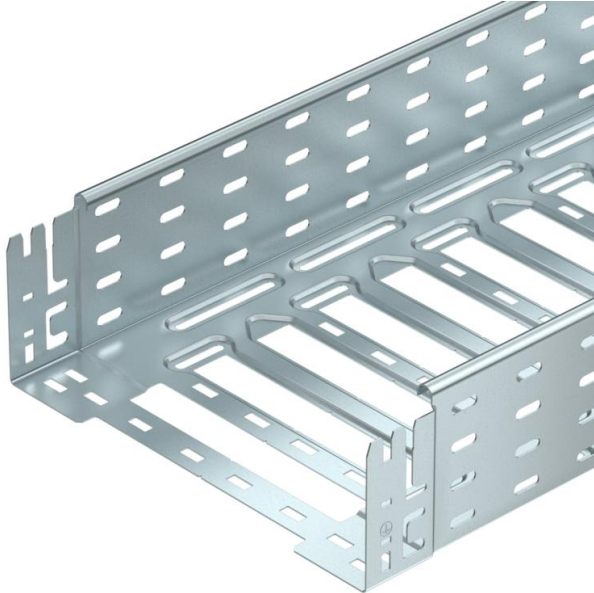


Technical data sheet

Cable tray SKS-Magic® 110 FS

Item number: 6059622



Cable tray with integrated quick fastening system. The usable length of the cable tray is 3,000 mm.

The cable tray has continuous side perforations of 7 x 20 mm for the installation of additional connection and mounting components.

From a cable tray width of 200 mm with 30% hole surface, suitable for use under sprinkler systems according to VdS guideline 2092. Continuous equipotential bonding is guaranteed without additional components.



St

Steel

FS

Strip galvanized

Master data

Item number	6059622
Description 1	Cable tray SKSM
Description 2	perforated, quick connector
Manufacturer	OBO
Dimension	110x400x3050
Colour	zinc
Material	Steel
Surface	Strip galvanized
Surface standard	DIN EN 10346
Smallest sales unit	3
Unit of quantity	Metre
Weight	546.885 kg
Weight unit	kg/100 m
CO Footprint (GWP) Cradle-to-Gate	17,5473 kg COe / 1 Meter

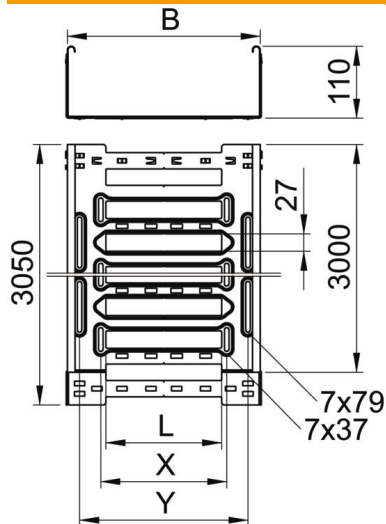
Technical data sheet

Cable tray SKS-Magic® 110 FS

Item number: 6059622



Dimensions



Length	3,050 mm
Width	400 mm
Height	110 mm
Plate thickness	1.5 mm
Dimension B	400 mm
Dimension L	280 mm
Dimension x	296 mm
Dimension y	362 mm

Technical data

Connector version	Integrated connector
Mounting system fastening type	Floor Ceiling Wall
Walkable	no
Maintain electrical functions	no
With cover	no
Mounting perforation in base	yes
NATO hole pattern	no
Usable cross-section	438 cm ²
Usable cross-section	43800 mm ²
Rustproof steel, pickled	no
Side perforation	yes
Wide-span version	no
Magnetic shield insulation with cover	50 dB
Magnetic shield insulation without cover	20 dB
Load test type according to IEC 61537	Type II
Type of connector, cable support system	Click fastening

Technical data sheet

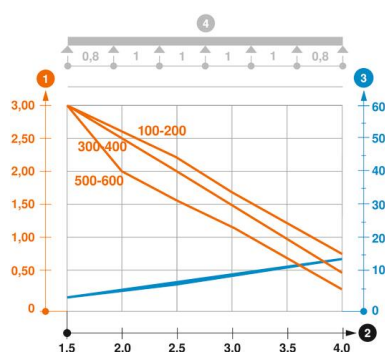
Cable tray SKS-Magic® 110 FS

Item number: 6059622



Loads

Insertable support spacings, min.	1.5 m
Insertable support spacings, max.	4 m
NEMA load class	8C
Support spacing 1.5 m	3 kN/m
Support spacing 2.0 m	2.5 kN/m
Support spacing 2.5 m	2 kN/m
Support spacing 3.0 m	1.5 kN/m
Support spacing 3.5 m	1 kN/m
Support spacing 4.0 m	0.5 kN/m



Load diagram, cable tray, type SKSM 110

- 1 Permitted cable tray/ladder load in kN/m without man load
- 2 Support width in m
- 3 Rail bend in mm at permitted kN/m
- 4 Load scheme during testing
- Load curve with cable tray/ladder width in mm
- Strut bend curve according to support width