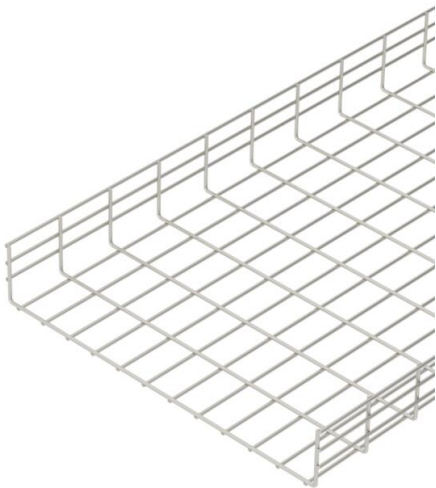


Technical data sheet

Heavy mesh cable tray SGR 105 A2

Item number: 6003633



Mesh cable tray made of spot-welded steel wire of side height 105 mm.  
The grid width is 50 x 100 mm.

Magnetic shield insulation without cover 15 dB, with cover 25 dB.



- A2

Stainless steel
- 2B

Bright, treated

Master data	
Item number	6003633
Description 1	Mesh cable tray SGR
Manufacturer	OBO
Dimension	105x600x3000
Colour	stainless steel
Material	Stainless steel
Surface	Bright, treated
Surface standard	
Smallest sales unit	3
Unit of quantity	Metre
Weight	557.333 kg
Weight unit	kg/100 m
CO Footprint (GWP) Cradle-to-Gate	28,0045 kg COe / 1 Meter

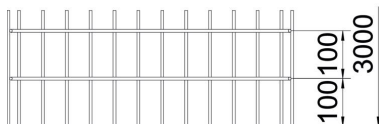
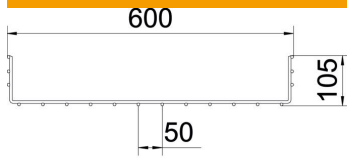
# Technical data sheet

## Heavy mesh cable tray SGR 105 A2

Item number: 6003633



### Dimensions



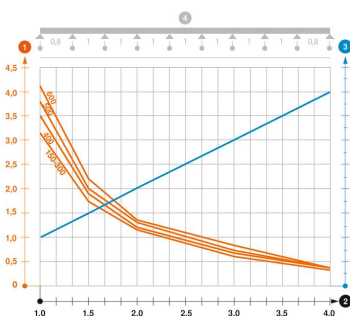
Length	3,000 mm
Width	600 mm
Width	23.62 in
Height	105 mm
Height	4.13 in
Dimension B	600 mm

### Technical data

Connector version	Without connectors
Mounting system fastening type	Ceiling Wall
Integrated partition	Without
Usable cross-section	554 cm <sup>2</sup>
Usable cross-section	55400 mm <sup>2</sup>
Profile shape	U-shaped
Load test type according to IEC 61537	Type II
Type of connector, cable support system	Screwed

### Loads

Insertable support spacings, min.	1 m
Insertable support spacings, max.	4 m
Support spacing 1.0 m	4.1 kN/m
Support spacing 1.5 m	2.2 kN/m
Support spacing 2.0 m	1.35 kN/m
Support spacing 2.5 m	0.95 kN/m
Support spacing 3.0 m	0.8 kN/m
Support spacing 3.5 m	0.7 kN/m
Support spacing 4.0 m	0.45 kN/m



#### Load diagram, mesh cable tray, type SGR 105

- 1 Permitted cable tray/ladder load in kN/m without man load
- 2 Support width in m
- 3 Rail bend in mm at permitted kN/m
- 4 Load scheme during testing
- Load curve with cable tray/ladder width in mm
- Strut bend curve according to support width