


Technical data sheet

LG 60 cable ladder, 3 m NS FS

Item number: 6208515



Cable ladder with perforated side rail of side height 60 mm with riveted C profile rungs, open in an upwards direction (NS version).
The cable ladder is shipped folded up.
You can find the appropriate U clamp of type 2056N in the vertical ladder systems chapter.
Magnetic shield insulation without cover 10 dB, with cover 15 dB.



St

Steel

FS

Strip galvanized

Master data		
Item number	6208515	
Type	LG 650 NS 3 FS	
Description 1	Cable ladder	
Description 2	perforated, with NS rung	
Manufacturer	OBO	
Dimension	60x500x3000	
Colour	zinc	
Material	Steel	
Surface	Strip galvanized	
Surface standard	DIN EN 10346	
Smallest sales unit	3	
Unit of quantity	Metre	
Weight	301.67 kg	
Weight unit	kg/100 m	
CO Footprint (GWP) Cradle-to-Gate	7,4211 kg COe / 1 Meter	

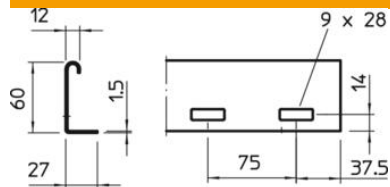
Technical data sheet

LG 60 cable ladder, 3 m NS FS

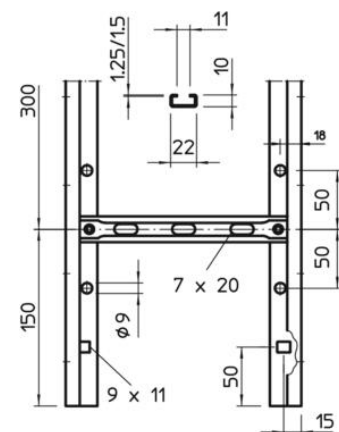
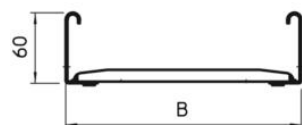
Item number: 6208515



Dimensions



Dimension	60x500x3000
Length	3,000 mm
Width	500 mm
Height	60 mm



Technical data

Version of the rungs	Profile perforated
Side rail version	Flat profile
Fastening of rung	Blind riveted
Maintain electrical functions	no
Usable cross-section	248 cm ²
Usable cross-section	24800 mm ²
Rustproof steel, pickled	no
Side perforation	yes
Rung distance	300 mm
Wide-span version	no
Rail thickness	1.5 mm

Technical data sheet

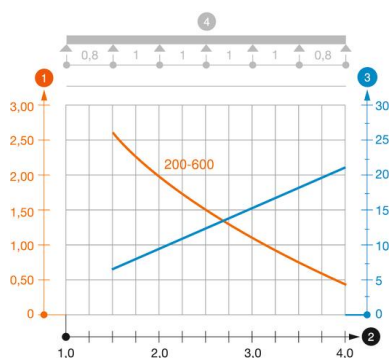
LG 60 cable ladder, 3 m NS FS

Item number: 6208515



Loads

Support spacing 1.5 m	3.1 kN/m
Support spacing 2.0 m	2 kN/m
Support spacing 2.5 m	1.5 kN/m
Support spacing 3.0 m	1 kN/m
Support spacing 3.5 m	0.6 kN/m
Support spacing 4.0 m	0.4 kN/m



Load diagram, cable ladder, type LG 60 NS

- 1 Permitted cable tray/ladder load in kN/m without man load
- 2 Support width in m
- 3 Rail bend in mm at permitted kN/m
- 4 Load scheme during testing
- Load curve with cable tray/ladder width in mm
- Strut bend curve according to support width