


Technical data sheet

Mesh cable tray GR-Magic® 105 A2

Item number: 6002466



Mesh cable tray with shaped connector of side height 105 mm.
No additional connection components are required for the mesh cable tray, it is simply interlocked. The grid width is 50 x 100 mm.
Magnetic shield insulation without cover 15 dB, with cover 25 dB.



A2	Stainless steel
2B	Bright, treated

Master data

Item number	6002466
Type	GRM 105 500 A2
Description 1	Mesh cable tray GRM
Manufacturer	OBO
Dimension	105x500x3000
Colour	stainless steel
Material	Stainless steel
Surface	Bright, treated
Surface standard	
Smallest sales unit	3
Unit of quantity	Metre
Weight	319 kg
Weight unit	kg/100 m
CO2 Footprint (GWP) Cradle-to-Gate	15,9728 kg CO2e / 1 Meter

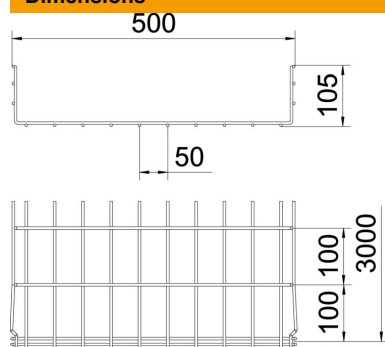
Technical data sheet

Mesh cable tray GR-Magic® 105 A2

Item number: 6002466



Dimensions



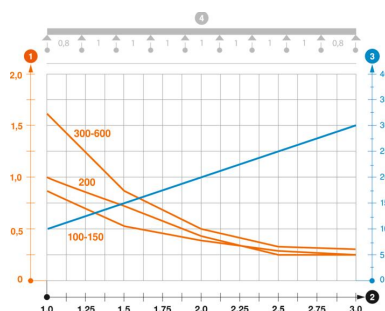
Length	3,000 mm
Width	500 mm
Width	19.69 in
Height	105 mm
Height	4.13 in
Dimension B	500 mm
Dimension H	108 mm

Technical data

Connector version	Integrated connector
Mounting system fastening type	Floor Ceiling Wall
Maintain electrical functions	no
Integrated partition	Without
Usable cross-section	459 cm²
Usable cross-section	45900 mm²
Profile shape	U-shaped
Rustproof steel, pickled	yes
Screwless connector	yes
Wide-span version	no
Load test type according to IEC 61537	Type II
Type of connector, cable support system	Click fastening

Loads

Insertable support spacings, min.	1 m
Insertable support spacings, max.	3 m
Support spacing 1.0 m	1.25 kN/m
Support spacing 1.5 m	0.85 kN/m
Support spacing 2.0 m	0.6 kN/m
Support spacing 2.5 m	0.42 kN/m
Support spacing 3.0 m	0.3 kN/m



Load diagram, mesh cable tray, type GRM 105

- 1 Permitted cable tray/ladder load in kN/m without man load
 - 2 Support width in m
 - 3 Rail bend in mm at permitted kN/m
 - 4 Load scheme during testing
- Load curve with cable tray/ladder width in mm
- Strut bend curve according to support width