

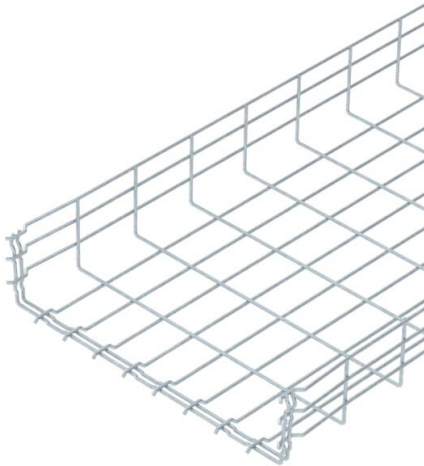
Technical data sheet

Mesh cable tray GR-Magic® 105 FT

Item number: 6002441



Mesh cable tray with shaped connector of side height 105 mm.
No additional connection components are required for the mesh cable tray, it is simply interlocked. The grid width is 50 x 100 mm.
Magnetic shield insulation without cover 15 dB, with cover 25 dB.



St

Steel

FT

Hot-dip galvanised

Master data

Item number	6002441
Description 1	Mesh cable tray GRM
Manufacturer	OBO
Dimension	105x450x3000
Colour	zinc
Material	Steel
Surface	Hot-dip galvanised
Surface standard	DIN EN ISO 1461
Smallest sales unit	3
Unit of quantity	Metre
Weight	293.333 kg
Weight unit	kg/100 m
CO Footprint (GWP) Cradle-to-Gate	5,9443 kg COe / 1 Meter

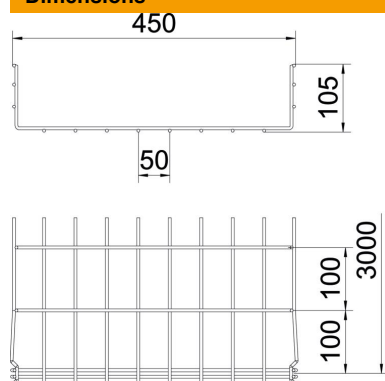
Technical data sheet

Mesh cable tray GR-Magic® 105 FT

Item number: 6002441



Dimensions



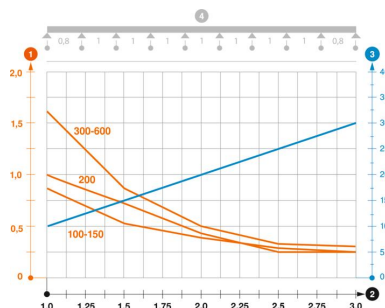
Length	3,000 mm
Width	450 mm
Width	17.72 in
Height	105 mm
Height	4.13 in
Dimension B	450 mm
Dimension H	108 mm

Technical data

Connector version	Integrated connector
Mounting system fastening type	Floor Ceiling Wall
Maintain electrical functions	no
Integrated partition	Without
Usable cross-section	411 cm ²
Usable cross-section	41100 mm ²
Profile shape	U-shaped
Rustproof steel, pickled	no
Screwless connector	yes
Wide-span version	no
Load test type according to IEC 61537	Type II
Type of connector, cable support system	Click fastening

Loads

Insertable support spacings, min.	1 m
Insertable support spacings, max.	3 m
Support spacing 1.0 m	1.6 kN/m
Support spacing 1.5 m	0.8 kN/m
Support spacing 2.0 m	0.5 kN/m
Support spacing 2.5 m	0.33 kN/m
Support spacing 3.0 m	0.3 kN/m



Load diagram, mesh cable tray, type GRM 105

- 1 Permitted cable tray/ladder load in kN/m without man load
 - 2 Support width in m
 - 3 Rail bend in mm at permitted kN/m
 - 4 Load scheme during testing
- Load curve with cable tray/ladder width in mm
- Strut bend curve according to support width