


# Technical data sheet

## Cable tray DKS 60 FT

Item number: 6085342



DKS 60 = perforated cable tray system with 60 mm side height.  
Permeable cable tray system to VdS guideline 2092 with 30% hole surface for use under sprinkler systems.  
Bottom penetration from width 200 mm.  
Connecting parts should be ordered in the appropriate quantity.  
Magnetic shield insulation without cover 20 dB, with cover 50 dB.



St

Steel

FT

Hot-dip galvanised

### Master data

Item number	6085342
Type	DKS 620 FT
Description 1	Cable tray DKS
Description 2	perforated w/ floor penetrat.
Manufacturer	OBO
Dimension	60x200x3000
Colour	zinc
Material	Steel
Surface	Hot-dip galvanised
Surface standard	DIN EN ISO 1461
Smallest sales unit	3
Unit of quantity	Metre
Weight	237.334 kg
Weight unit	kg/100 m
CO2 Footprint (GWP) Cradle-to-Gate	6,1065 kg CO2e / 1 Meter

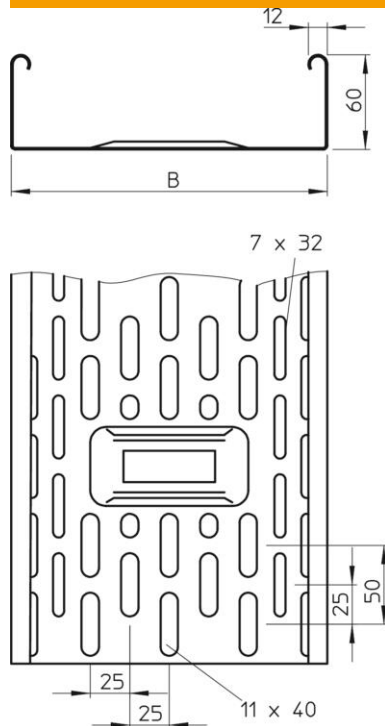
# Technical data sheet

## Cable tray DKS 60 FT

Item number: 6085342



### Dimensions



Dimension	60 x 200
Length	3,000 mm
Length	10 ft
Width	200 mm
Width	8 in
Height	60 mm
Height	2 in
Plate thickness	0.06 in
Plate thickness	1 mm
Dimension B	200 mm

### Technical data

Connector version	Without connectors
Mounting system fastening type	Floor Ceiling Wall
Walkable	no
Base perforation	1
Maintain electrical functions	no
With cover	no
Mounting perforation in base	yes
NATO hole pattern	no
Usable cross-section	118 cm <sup>2</sup>
Usable cross-section	11800 mm <sup>2</sup>
Rustproof steel, pickled	no
Side perforation	yes
Wide-span version	no
Load test type according to IEC 61537	Type II
Type of connector, cable support system	Screwed

# Technical data sheet

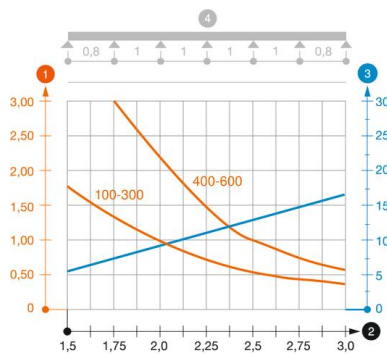
## Cable tray DKS 60 FT

Item number: 6085342



### Loads

Insertable support spacings, min.	1.5 m
Insertable support spacings, max.	3 m
Support spacing 1.5 m	1.75 kN/m
Support spacing 2.0 m	0.95 kN/m
Support spacing 2.5 m	0.5 kN/m
Support spacing 3.0 m	0.4 kN/m



### Load diagram, cable tray, type DKS 60

- 1 Permitted cable tray/ladder load in kN/m without man load
- 2 Support width in m
- 3 Rail bend in mm at permitted kN/m
- 4 Load scheme during testing
- Load curve with cable tray/ladder width in mm
- Strut bend curve according to support width