

# Attractive on the outside, practical on the inside

OBO's WDK cable routing trunking is always the right choice

OBO's top models

LFS Cable routing systems



**OBO**  
BETTERMANN

## Attractive in all sizes

The WDK cable routing trunking




### NEW

- Improved material recipe
- VDE-tested
- Lead-free
- Stable profile quality thanks to optimum wall thickness
- Standard range of colours
- Cover clip with multiple uses
- Flexible floor perforation for ease of mounting
- Fittings for all applications
- Partition wall installation for different voltage levels
- Large product range for device installation including time-saving Modul 45 technology
- Intelligent logistics solution



A wide product and colour range make the WDK cable routing system, made from hard PVC, the perfect choice in any situation, whether on the wall or under the ceiling. A total of 41 different standard types from 6 mm x 7.5 mm to 100 mm x 230 mm are available. Practically every type is available in four colours: pure white, cream, light grey and stone grey. Mounting is simplified considerably by the cover clip: it is locked in on one side and tilted forward. This gives a 30° opening, so that the cables can be inserted quickly and without problems.



# OBO's current top models

## WDK selection matrix



WDK* 10030	WDK 15015	WDK* 15030	WDK* 15040	WDK 20020	WDK 20035	WDK* 20050	WDK 25025	WDK* 25040	WDK 30030	WDK 30045
64	56	48	36	48	36	42	32	24	32	48
50 78 0	6191 00 2	6191 01 0	6191 02 9	6191 03 7	6191 04 5	6168 73 6	6191 05 3	6191 06 1	6191 09 6	6191 11 8
50 77 2	6024 96 3	6025 01 3	6025 16 1	6025 15 3	6026 37 0	6168 70 1	6026 42 7	6026 45 1	6026 82 6	6026 86 9
-	6024 94 7	-	-	6025 10 2	6026 35 4	-	6026 40 0	-	6026 79 6	6026 84 2
-	6024 95 5	6025 00 5	6025 13 7	6025 11 0	6026 36 2	-	6026 41 9	6026 44 3	6026 81 8	6026 85 0
✓	✓	✓	✓	✓	✓	✓	✓	✓	✓	✓
✓	✓	✓	-	✓	✓	✓	✓	✓	✓	✓
-	-	-	-	-	-	-	-	-	-	-
-	-	-	-	-	-	-	-	-	-	-

### Accessories

#### WDK:

- Bend radius for standardised installation of data cables and fibre-optic cables from 60 mm x 110 mm.

### Fittings

#### WDK:


- Complete product range with all required hood parts such as joint covers, internal corner hoods, external corner hoods, flat angles, end pieces and T-pieces. This covers the lid cutting edges of the covers.




**WDK cable routing trunking**  
Plastic systems



Type	WDK M7	WDK M9	WDK M11	WDK MD4	WDK MD7	WDK MD12	WDK MD17	WDK* 10020	Y
Packing unit in m	176	140	104	224	100	80	56	96	
Similar to pure white RAL 9010	6150 07 1	6150 09 8	6150 10 1	6150 26 8	6150 27 6	6150 28 4	6150 29 2	6150 76 4	61
Similar to cream RAL 9001	-	-	-	6150 15 2	6150 16 0	6150 17 9	6150 18 7	6150 75 6	61
Similar to light grey RAL 7035	-	-	-	-	-	-	-	-	
Similar to stone grey RAL 7030	-	-	-	-	-	-	-	-	
Accessories	-	-	-	-	-	-	-	✓	
Fittings	-	-	-	-	-	-	-	✓	
Device installation	-	-	-	-	-	-	-	-	
Device installation Modul 45	-	-	-	-	-	-	-	-	





WDK 40040	WDK 40060	WDK 40090	WDK 40110	WDK 60060	WDK 60090	WDK 60110	WDK 60130	WDK 60150	WDK 60170	WDK 60210
36	24	36	24	32	24	16	16	8	8	8
6191 12 6	6191 13 4	6191 14 2	6191 15 0	6191 19 3	6191 20 7	6191 21 5	6191 22 3	6191 23 1	6191 25 8	6191 26 6
6025 41 2	6020 88 7	6020 89 5	6020 90 9	6021 94 8	6021 91 3	6021 84 0	6021 85 9	6021 88 3	6021 86 7	6021 87 5
6027 01 6	6027 02 4	6027 03 2	6027 04 0	6027 10 5	6027 11 3	6027 12 1	6027 14 8	6027 15 6	6027 16 4	6027 17 2
6025 44 7	6025 63 3	6021 01 8	6021 03 4	6025 66 8	6022 00 6	6022 01 4	6022 02 2	6022 03 0	6022 04 9	6022 06 5
✓	✓	✓	✓	✓	✓	✓	✓	✓	✓	✓
✓	✓	✓	✓	✓	✓	✓	✓	✓	✓	✓
-	-	-	-	-	-	-	✓	✓	✓	✓
-	-	-	-	-	-	-	✓	✓	✓	-

### Device installation

#### WDK:

- Device installation of standard switch and plug devices from a trunking depth of 60 mm.
- Installation accessories for CEE sockets in 16 A and 32 A versions.
- Complete cover sections with perforations for device installation.

### \*Nail strip

The WDK cable routing trunking with asterisks is also available in the N version with a nail strip/separating retainer.





WDK 60230	WDK 80170	WDK 80210	WDK 100130	WDK 100230
8	8	8	8	4
6191 27 4	6191 30 4	6191 31 2	6191 34 7	6191 35 5
6021 89 1	6026 17 6	6026 20 6	6026 27 3	6026 33 8
6027 18 0	6027 22 9	6027 23 7	6027 24 5	6027 25 3
6022 05 7	6026 18 4	6026 19 2	6026 28 1	6026 31 1
✓	✓	✓	✓	✓
✓	✓	✓	✓	✓
✓	-	-	-	-
-	-	-	-	-



**Flexible, movable, good: the cover clip**

The new cover clip greatly facilitates the fitting of cables in OBO's WDK trunking. The clip is continuously adjustable over the whole length of the duct. This means you can stay flexible and mobile during installation.

An additional plus: the clip is locked in on one side and tilted forward. This gives a 30° opening, so that the cables can be laid in quickly and without problems. From a trunking width of 100 mm the clip can also be used as a connector in the fitting of cable routing trunking. When supplied, the cover clip is attached to the bottom of the trunking.



**Good prospects: clear design and high material quality**

Classically reduced, with straight lines and clear shapes: the LFS cable routing trunking systems are the perfect choice for modern installation concepts, whether at home, in the office or in the factory. The trunking is made of high-quality, low flammability hard PVC. The perfect PVC mixture ensures easy handling during installation, maximum carrying and holding properties on the wall and a long life. All the trunking is VDE-certified, and fulfils the standards DIN EN 50085-2-1 (WDK) and DIN EN 50085-2-2 (GEK-K Rapid/GEK-K 80 mm cover).

Besides this plastic trunking, OBO offers a comprehensive range of sheet steel and aluminium trunking and service pole systems. It can fulfil any requirements for functionality and design.



© OBO BETTERMANN Order no. 9138566 05/2008 EN

**OBO BETTERMANN GmbH & Co. KG**  
P.O. Box 1120 · 58694 Menden · Germany  
Tel. +49 (0)2373/89-0 · Fax +49 (0)2373/89-238  
E-mail: [info@obo.de](mailto:info@obo.de) · [www.obo.de](http://www.obo.de)

**Central Technical Hotline**  
Telephone +49 (0)2373/89-1500  
Fax +49 (0)2373/89-1550  
E-mail [hotline@obo.de](mailto:hotline@obo.de)

