

EGS | Catalogue 2010/2011



Device systems

THINK CONNECTED.

Welcome to Customer Service

Service telephone: +49 (0)2373 89-1500

Fax for enquiries: +49 (0)2373 89-7777

Fax for orders: +49 (0)2373 89-7755

E-mail: info@obo.de











Internet: www.obo.de



Use the direct line to OBO Customer Service! We are available on our Service Hotline on +49 (0)2373 891 500 from 7.30 a.m. to 5.00 p.m. for any questions to do with the OBO complete product range for electrical installations. The newly structured OBO Customer Service can offer you the full service:

- Competent contacts from your region
- All the information on the OBO product range
- Knowledgeable advice on special application topics
- Quick, direct access to all the technical data of the OBO products – we also want to provide the best in customer relations!

Contents

| | | |
|---|--|-----|
|  | Planning aids | 5 |
|  | Modul 45 socket systems | 51 |
|  | Modul 45connect socket systems | 59 |
|  | Modul 45 switching and connection systems | 63 |
|  | Modul 45 data technology systems | 73 |
|  | Modul 45 concealed and surface-mounted adapter systems | 81 |
|  | Workplace systems | 91 |
|  | Industrial and special connector systems | 97 |
|  | Energy distribution systems | 107 |
|  | Directories | 115 |



OBO EGS seminars: First-hand knowledge

With a comprehensive programme of training courses and seminars on the subject of device systems, OBO is able to support its customers with specialist knowledge from a single source. Alongside the basic theoretical principles, the programme also deals with practical implementation in everyday applications. Special calculation and application examples round off the comprehensive programme of knowledge transfer.

Invitations to tender, product information and datasheets

We can make life easier for you: With our comprehensive selection of materials designed for practical applications, which provide you with effective support with the planning and calculation of a project. These include:

- Invitations to tender
- Product information
- Information sheets
- Datasheets





These documents are continually updated and can be downloaded at no charge at any time from the Internet download area at www.o-bo.de.

Invitations to tender on the Internet at www.ausschreiben.de

More than 10,000 entries from the KTS, BSS, TBS, LFS, EGS and UFS ranges can be called up free of charge. Regular updates and expansions means that you always have a comprehensive overview of the OBO products. All the current file formats (PDF, DOC, GAEB, HTML, TEXT, XML, ÖNORM) are available.

www.ausschreiben.de


Contents of planning and mounting aids

| | | |
|---|---|----|
|  | General planning aids | 6 |
|  | Modul 45 socket systems | 11 |
|  | Modul 45connect socket systems | 15 |
|  | Modul 45 switching and connection systems | 21 |





The principle of Modul 45



One for all.

The new simplicity

Each building requires an individual solution for electrical installations. The Modul 45 series from OBO means that it is always possible to find a functional and aesthetically pleasing solution. Modul 45 can be installed universally in device installation ducts, in under-floor systems, in installation column systems and also in concealed and cavity wall applications. Using adapters and installation accessory sockets, Modul 45 devices can also be used in LFS systems with an 80 mm cover. When combined with ducts and cover frames, this produces a system in which everything is matched – and which can be adapted to new conditions at any time using just a few actions. Switches, sockets and data technology simply have to be snapped in. Device mounting has never

been quicker or simpler.

The advantages of Modul 45 at a glance:

- Modular structure
- Quick and easy planning
- Easy mounting
- High efficiency due to time and cost savings
- Wide range of application options
- Space savings
- Easy exchangeability
- Flexible adaptability
- Attractive design



Modul 45 in the OBO system environment



One for all.

Device installation ducts, 80 mm cover

Absolute ease of mounting, a modular system structure and practical materials are all characteristics of the device installation ducts made of plastic, sheet steel or aluminium. Modul 45 technology can also be installed using device mounting boxes and cover frames.

Deskbox

Ready for anything: The Deskbox is capable of being individually fitted with Modul 45 data and communication connections, sockets and switches. The Deskbox's curved shape makes it a refreshing addition to any desk.

Installation column

Energy couldn't flow better: The ISS installation column systems from OBO allow free positioning of supply points near workplaces. When equipped with Modul 45 devices, a flexible future is always installed.

Rapid 45 device installation ducts

Simple mounting, perfect appearance: The Rapid 45 device installation duct can be used universally. It can be installed as a dado and skirting board duct and offers

plenty of space for plenty of cables. Switches, sockets and the like are snapped into the duct profile by hand.

Underfloor systems

OBO underfloor systems can offer easy, safe access to power supplies, internal and external data networks and telecommunication systems. Hidden cable ducts are particularly elegant. The Modul 45-compatible product series contain solutions for all floor types and areas of application.

Concealed and cavity wall systems

Modul 45 devices are becoming ever more popular. With its new solutions and products, OBO is rising to meet the increasing demand for practical components.- for example concealed and cavity wall solutions produce new opportunities for installations.

Power supply unit

All good things come from above: The extremely robust power supply unit, which is suitable for industrial use, is suspended from the ceiling. It can be equipped with Modul 45 accessories and offers power, data technology and compressed air connections. Pre-equipped and pre-wired units are available.



What costs or time effects can be achieved using the Modul 45 system.



The quick and low-cost type of installation.

Time to save money

The Modul 45 system speeds up work in each project phase, and thus makes it cheaper. Thanks to the standardised installation dimensions and the wealth of components and accessories, you can use this system for almost any application. This speeds up planning – a decisive competitive advantage, when rapid action is required. You can also reduce your warehouse and logistics costs, because you will need fewer different systems from different manufacturers. The locking system ensures that installations and changes at a later date can be completed quickly.

Time savings through plug & play

With the new Modul 45connect socket system, OBO is offering the most time-saving, simple and safe type of electrical installation. An adapter for the GST18i connector system is simply locked onto the socket allowing quick connection and forwarding of the power supply with VL extension cables. This means that there is no need for lengthy work steps when connecting sockets, such as removing cable insulation, connecting cables and mounting strain relief.

A principle which makes the grade

Today, besides function and design, installation and mounting times are key quality characteristics of a product. The Modul 45 system simplifies installation and thus reduces mounting times. Compared with standard installation types, the cost of installation, expansion and replacement of accessories is considerably lower. The decisive advantage: switches, sockets and the like are simply snapped into the system environment by hand – and the perfect, attractive and practical installation is already complete.



Which is the ideal installation system for the Modul 45 system?



The "Dream Team": Rapid 45 and Modul 45 system.

Made for each other: Rapid 45 and the Modul 45 system

The Rapid 45 device installation ducts and installation columns with 45 mm system opening were developed especially for the devices of the Modul 45 system: The perfect interplay of modern, sleek design and contemporary economic installation. No additional components such as accessory mounting boxes, adapters or cover frames are required for mounting. The devices are clicked directly into the system opening, thus forming an unbeatable double act.

Noticeable: GEK Device installation duct Rapid 45

A characteristic feature of Rapid 45 is the imposing shape with slanting top edges. Thanks to its anodised surface, the Rapid 45 aluminium duct can be integrated easily in offices with high-quality fittings. It is available in two sizes, as mono and duoducts.

Very sleek

An ISS 45 mm system opening with a diameter of just 70 mm, the aluminium profile of the ISS Modul 45 system is irresistible. On the front side, there is an opening for direct installation of the switching and connection accessories of the Modul 45 system. An aluminium cover provides complete cover. This is what permits its extremely slender design.



Today, we cannot picture offices without data networks. A high level of flexibility is required for device installation. Thus the combination of connection modules and the Modul 45 data technology support is the right choice. All the connection modules for copper and fibre optic cabling can be installed in the Modul 45 support. A comprehensive range of Modul 45 data technology supports is available for the installation of connection modules of various data tech-

nology manufacturers.

Planning aids, Modul 45 data technology systems



| | |
|--|----|
| Modul 45 from OBO with R&M data technology | 28 |
| Close safety loopholes in local networks | 29 |
| The right product for each safety requirement | 30 |
| Universal data technology support for Modul 45 | 32 |
| Mounting aids, Modul 45 data technology | 33 |



Modul 45 from OBO with R&M data technology



Connection module Cat. 5e, unshielded



Connection module Cat. 5e, shielded



Connection module Cat. 6, unshielded



Connection module Cat. 6, shielded



Fibre optic coupling



Data technology support



Perfect interplay

Change becomes everyday

Networks are coming together in modern offices. OBO solutions enable you to simply integrate highly sensitive PC electronics and communication devices into standard switch installations. The result is an aesthetic system, with the data technology being harmoniously matched to the Modul 45 product range. The OBO range of surge protectors guarantees optimised safety: sensitive high-tech modules are protected against voltage peaks.

The Cat. 5e connection modules of the R&M freenet cabling system are suited to both speech and data applications and are suitable for transmission frequencies of up to 100 MHz. The Cat. 6 connection modules of the R&M freenet cabling system are also suited to speech applications, however they are suitable for faster data applications and for transmission frequencies of up to 250 MHz.

Fibre optic connection modules can also be installed. Everything fits into the system and can be altered as and when needed.

Flexible

No matter which connection modules you install, all the modules fit in the data technology support. This is guaranteed by the standardised size of the insert plate on the bottom of the modules.

Ready for the future

When carrying out system restructuring work, only the connection modules need be replaced, as the base support can be reused.

Guarantees

When you carry out an installation with the R&M components, we give a five-year guarantee on the products, a twenty-year guarantee for the system and a lifetime guarantee for the applications.

Close safety loopholes in local networks



Complete solutions from one source

Data loss can prove fatal

More than 40% of companies losing all their data never recover; 29% have to close their business within two years of the crash. All too often, the causes of these catastrophes are within the cabling infrastructure.

Network security is essential

You cannot afford your networks to fail! As a planner, installation engineer or person responsible for IT and data cabling, you know of the essential significance of a reliable, secure infrastructure. Every second company suffers damage of up to 50,000 US dollars, caused simply by a one-hour interruption of their network. In sensitive areas, the loss could rise up to 90,000 US dollars per hour. The long-term consequences of longer failures in data and communication networks can often reach dramatic dimensions. Of particular sensitivity are stock exchanges and money transfer facilities, power supplies, telecommunication, health care and transportation, as well as larger manufacturing facilities.

The factor of people and small causes

It is often the simple, unspectacular connection errors and human frailties which cause network faults and data loss. Someone carelessly, incorrectly or improperly removes a connector, manipulates a cable connection or connects a universal cable to the wrong socket. And that's where the damage begins. Independent studies have shown that only 7% of data loss is caused by computer

viruses, but 44% is caused by hardware errors and 32% by human error. Other studies show that 59% of network problems can be traced directly back to the physical infrastructure and the connections.

More network safety

- Mechanical and colour coding prevent incorrect network connections.
- A lock mechanism allows authorised attachment and removal protection.

More flexibility

- Suitable for RJ45 & SC-RJ fibre components
- Simple attachment and refitting thanks to R&M smart holes

Comfort

- Tool-free mounting
- Retro-installation

Causes of data loss and network faults

Errors reducible using OBO and R&M

- Faulty manipulation 32%
- Hardware and system errors 32%
- Various extreme influences, EMC, etc. 3%

Errors not reducible by OBO and R&M

- Virus 7%
- Software error 14%



The right product for each safety requirement



Three-level safety system reduces data loss

The route to more security

Choose the innovative R&M security system to fend off network downtimes, errors, manipulations and other common sources of errors through a unique and simple, yet intelligent, connector solution. The hallmarks of the R&M security system are its modularity and flexibility. It is based on smart holes, which are installed as standard in the R&M platforms for copper and fibre optic connectors. This means that sockets and patch fields are ready-prepared for secure installations. All the security products are made from halogen-free materials and can be attached to the R&M cabling system at a later date. This means that tool-free installation is particularly easy.



Safety level 1 Visual colour coding

The colour coding supports the correct connection of the connection cables. They can be attached to connection cables and connection points (boxes, patch fields) very easily. If the applications change in the network, then previously installed colour coding can be replaced with other colours simply and without tools.

Features

- Simple, visible identification of the network service to be transmitted
- Replaceable and reusable colour coding
- Panel for individual labelling
- Reducing the risk of mistakes
- Can be mounted directly at a later date (boxes and patch fields with R&M smart holes)

Safety level 2 Mechanical/visual plug-in protection

The patented Data Save Lock mechanical/visual encoding guarantees mechanical plug-in protection. Thus the incorrect connection of a connection cable to a connection point is prevented right from the outset. In this way, undefined states in the network are avoided and sensitive network cards are protected against destruction. Incorrect connection, for example, of an Ethernet workplace to a slot assigned to the telephone system, can thus be prevented.

Features

- Protection against damage to electronics and network faults due to incorrectly connected terminals
- Mechanical and visual encoding options
- Eight different encoding options, no risk of mistakes
- Can be mounted directly at a later date (boxes and patch fields with R&M smart holes)
- Integrated kink protection for universal cables
- Patented

Safety level 3 Lockable mechanical/visual removal and plug-in protection

The Plug Guard protective sleeve can only be unlocked with an appropriate key. This means that unintentional removal of connection cables is no longer possible. Only trained and authorised people are able to remove these connections. A special, signal-coloured Safe Clip can also be used for the connection cable, preventing unintentional removal. The Safe Clip means that connection cables are also protected on the side of the active equipment.

Three steps to completing your universal cable:

1. Combine the components on the universal cable. Snap the base like a sleeve onto the connector and kink protection.
2. Lock the cover with the locking mechanism onto the base and push it under the unlocking lever of the connector.
3. Attach the colour clips to support correct patching.

After locking on, the Patch Guard is fixed to the connector and already complete. The connector and unlocking lever stay locked. Only authorised people can open the Patch Guard.



Universal data technology support for Modul 45



Universal support suitable for all applications

OBO offers two universally usable data technology supports for device installation with data modules: with straight connection direction and with slanting outlet. Both supports possess system fastening on all four sides and can thus be used in the wall duct or in an installation column. The data outlets are always arranged horizontally. Connection cables can be attached simply and safely and do not impede each other.

Safety

Integrated dust protection flaps cover the modules when unused and protect them against dust and other outside influences. When in use, the flaps are pushed up, and they close again automatically when the connection cable is removed.

Labelling panel


Both supports are supplied with

labelling panels with a transparent cover. The labelling panel is designed for strip labels of up to 12 mm width.

Flexible use

The data technology support consists of two components which are combined under a single order number. The base support assumes the function of installation in the system environment whilst the system-specific module support accepts the data modules. Each data technology support can accept up to two data modules. Both versions of the Universal data technology support are available for standard data modules.

Mounting aids, Modul 45 data technology



Device connection – cable preparation

Remove the outer jacket of the data technology cable and, if necessary, the insulation to a length of 50 mm.



Device connection – strain relief

Attach the cable to the cable seat and relieve the strain using the enclosed cable ties. With shielded cables, ensure that the contacting strap is connected to the shield.



Device connection – cable sorting

Attach the individual wires according to the connection table and fix them using the contacting terminal.



Device connection – Shorted cable excess

Cut off the excess cable length with cutters.



Device connection – cable attachment

Place the contacting bracket on the connection module and lock it in place. In the shielded version, the shield housing must also be attached.



Device connection as RJ11 telephone socket

When used as a telephone connection box, wire only the inner connection points. The reducing frame (type DMZ-RR/RJ11) prevents unintentional insertion of RJ45 connectors into the telephone socket.



Data technology support installation – device installation




Insert the complete data technology connection module into the data technology support from behind. For this, insert the support plate of the connection module into the seat and lock it in place.



Data technology support installation – system installation

Simply lock the data technology support into the system environment. The locking fastening is suitable for horizontal and vertical device installation.




| | |
|---|---|
|  | STOWARZYSZENIE ELEKTRYKÓW POLSKICH, Poland |
|  | KEMA-KEUR, Netherlands |
|  | Österreichischer Verband für Elektrotechnik, Austria |
|  | Verband der Elektrotechnik, Elektronik, Informationstechnik e.V., Germany |

Pictogram explanation



Surfaces

| | |
|--|--------------|
|  FS | DIN EN 10327 |
|--|--------------|






Conformity symbol

| | |
|---|--|
|  | Communautés Européennes, EC declaration of conformity according to EC directives |
|---|--|



Quality marks

| | |
|---|--|
|  | Halogen-free; without chlorine, fluorine and bromine |
|  | UV-RESISTANT |







Specific product symbols

| | |
|---|--|
|  | Diameter 60 mm |
|  | Diameter 68 mm |
|  | Protection device to DIN EN 61643-11 or IEC 61643-11 |
|  | Transition from LPZ 2 to LPZ 3 |
|  | Acoustic signalling |

Metals

| | |
|---|-----------|
|  | Aluminium |
|  | Steel |

Plastics

| | |
|---|-------------------|
|  | Polyamide |
|  | Polycarbonate |
|  | Polyethylene |
|  | Polypropylene |
|  | Polystyrene |
|  | Polyvinylchloride |





Brief info

Various connection modules for copper and fibre optic cabling are available for data technology installations. All the modules have a support plate, allowing standardised installation in the various data technology supports for the Modul 45 system.

There is a comprehensive range of Modul 45 data technology supports available to integrate data modules of various data technology manufacturers.

System description






Material: Polycarbonate

Mounting type: Connection modules in data technology support with support plate, data technology support installation with locking fastening

Versions: ½ and 1 module width

Colours (visible surfaces): Pure white RAL 9010, black-grey RAL 7021, varnished aluminium, similar to RAL 9006

Modul 45 data technology systems

| | | | |
|---|-----------------------------------|--|----|
|  | Connection module | Cat. 5 e Cat. 6e Fibre optic coupling Reducing frame | 74 |
|  | Data technology support | Straight outlet Slanting outlet | 74 |
|  | Safety system | Safe Clip Dust protection hinge Plug-in protector Connection protection | 75 |
|  | Cross connect | Connector – connector version Connector – socket version | 76 |
|  | Universal data technology support | Straight outlet Slanting outlet | 77 |

Data connection modules and accessories

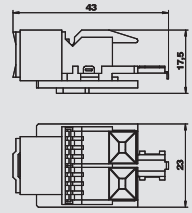


Data connection module with support plate, Cat. 5e

| Type | Pack. | Weight | Item No. |
|---------------|-------|-------------|------------------|
| | pcs | kg/100 pcs. | |
| ASM-C5 | 1 | 1.120 | 6117 33 7 |

/pc.

Connection module with support plate, Cat. 5e unshielded, with an RJ 45 slot. Including a dust protection cap, a cable tie and mounting instructions.

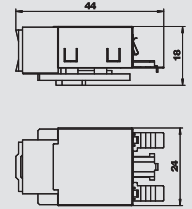


Data connection module with support plate, Cat. 5e shielded

| Type | Pack. | Weight | Item No. |
|-----------------|-------|-------------|------------------|
| | pcs | kg/100 pcs. | |
| ASM-C5 G | 1 | 1.920 | 6117 32 5 |

/pc.

Connection module with support plate, Cat. 5e shielded, with an RJ 45 slot. Including an EMC screen hood, a dust protection cap, a cable tie and mounting instructions.

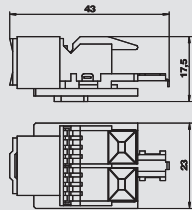


Data connection module with support plate, Cat. 6

| Type | Pack. | Weight | Item No. |
|---------------|-------|-------------|------------------|
| | pcs | kg/100 pcs. | |
| ASM-C6 | 1 | 1.060 | 6117 34 1 |

/pc.

Connection module with support plate, Cat. 6 unshielded, with an RJ 45 slot. Including a dust protection cap, a cable tie and mounting instructions.

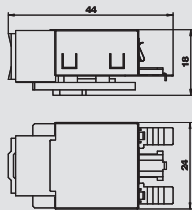


Data connection module with support plate, Cat. 6 shielded for 10GbE

| Type | Pack. | Weight | Item No. |
|-----------------|-------|-------------|------------------|
| | pcs | kg/100 pcs. | |
| ASM-C6 G | 1 | 1.850 | 6117 32 9 |

/pc.

Connection module with support plate, Cat. 6 shielded for 10GbE, with an RJ 45 slot. Including an EMC screen hood, a dust protection cap, a cable tie and mounting instructions.

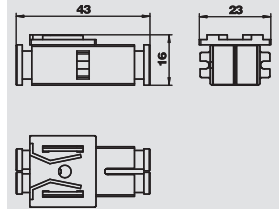


Fibre optic coupling with support plate

| Type | Pack. | Weight | Item No. |
|------------------|-------|-------------|------------------|
| | pcs | kg/100 pcs. | |
| ASM-LWL K | 1 | 0.095 | 6117 74 0 |

/pc.

Fibre optic coupling with support plate, single trunking module.
 Scope of supply: coupling, support plate, two dust protection covers, one set of installation instructions, one description.
 Scope of delivery: Coupling, carrier plate, 2 dust protection covers, installation instructions, 1 description

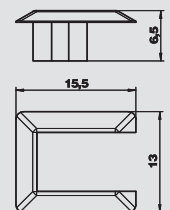


Reducing frame, RJ45 to RJ11/RJ12

| Type | Colour | Pack. | Weight | Item No. |
|--------------------|--------|-------|-------------|------------------|
| | | pcs | kg/100 pcs. | |
| DMZ-RR RJ11 | Green | 1 | 0.010 | 6117 97 2 |

/pc.

Reducing frame for RJ45 to RJ11/RJ12. Prevents unintentional insertion of RJ45 connectors (data) into an RJ45 socket, defined as a telephone socket (RJ11 connector).

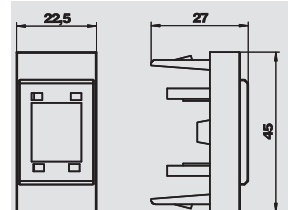


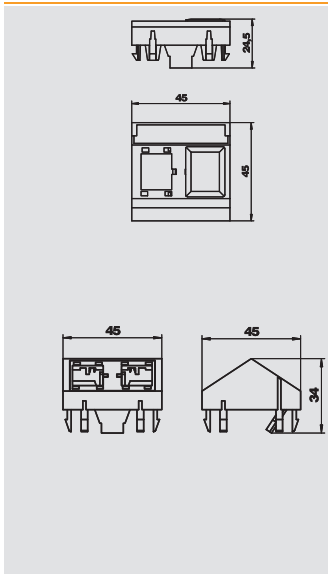
Data technology support 1/2 module width

| Type | Colour | Pack. | Weight | Item No. |
|------------------------|-------------------|-------|-------------|------------------|
| | | pcs | kg/100 pcs. | |
| DMG-1RM RW0.5 | Pure white | 10 | 0.470 | 6117 29 2 |
| DMG-1RM SWGR0.5 | Black-grey | 10 | 0.470 | 6117 29 1 |
| DMG-1RM AL0.5 | Aluminium painted | 10 | 0.470 | 6117 29 3 |

/pc.

Data technology support with straight outlet to accept one connection module with support plate. The locking fastening is suitable for horizontal installation in the system environment.





Data technology support 1/1 module width

| Type | Colour | Pack. | Weight | Item No. |
|---------------|-------------------|-------|-------------|-----------|
| | | pcs | kg/100 pcs. | |
| DMG-2RM RW1 | White | 10 | 1.100 | 6117 31 9 |
| DMG-2RM SWGR1 | Black-grey | 10 | 1.100 | 6117 31 8 |
| DMG-2RM AL1 | Aluminium painted | 10 | 1.100 | 6117 32 0 |

/pc.

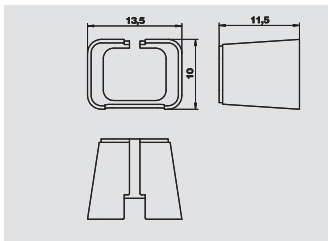
Data technology support with slanting outlet to accept two connection modules with support plate. The locking fastening is suitable for horizontal and vertical installation in the system environment.

| Type | Colour | Pack. | Weight | Item No. |
|---------------|-------------------|-------|-------------|-----------|
| | | pcs | kg/100 pcs. | |
| DMS-2RM RW1 | Pure white | 10 | 0.855 | 6117 31 5 |
| DMS-2RM AL1 | Aluminium painted | 10 | 0.855 | 6117 31 6 |
| DMS-2RM SWGR1 | Black-grey | 10 | 0.855 | 6117 31 4 |

PC Polycarbonate

/pc.

Data technology support with slanting outlet to accept two connection modules with support plate. The locking fastening is suitable for horizontal and vertical installation in the system environment.

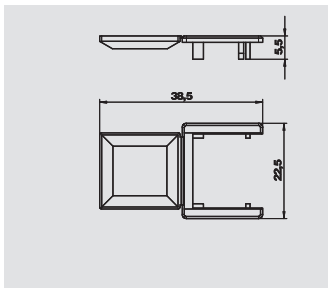


Safe clip

| Type | Colour | Pack. | Weight | Item No. |
|-----------|--------|-------|-------------|-----------|
| | | pcs | kg/100 pcs. | |
| DMZ-SC GN | Green | 20 | 0.040 | 6117 95 7 |
| DMZ-SC RO | Red | 20 | 0.040 | 6117 95 8 |

/pc.

Safe clip for visual colour coding of universal cables and CP cross connects.

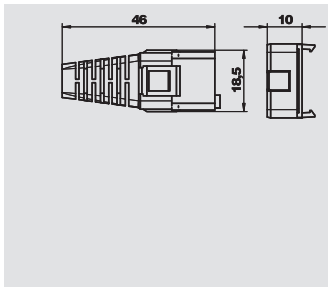


Hinge dust protection

| Type | Colour | Pack. | Weight | Item No. |
|------------|--------|-------|-------------|-----------|
| | | pcs | kg/100 pcs. | |
| DMZ-STS W | White | 10 | 0.058 | 6117 73 6 |
| DMZ-STS GN | Green | 10 | 0.058 | 6117 73 7 |
| DMZ-STS RO | Red | 10 | 0.058 | 6117 73 8 |

/pc.

Hinge dust protection for visual colour coding of the connection modules, for mounting on DMS and DMG data technology supports.



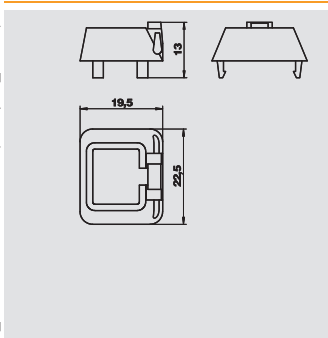
Mechanical and visual insertion protection

| Type | Colour | Pack. | Weight | Item No. |
|-------------|--------|-------|-------------|-----------|
| | | pcs | kg/100 pcs. | |
| DMZ-ESMV CB | White | 1 | 0.446 | 6117 70 8 |

/pc.

Mechanical and visual plug-in protector for RJ45 socket and RJ45 connector, socket side for mounting on DMS and DMG data technology support, "B" encoding for four different encodings with the colours yellow, brown, violet and white.

Note: During connector mounting, the adapter is only required for specific connector types.



Connection protection

| Type | Colour | Pack. | Weight | Item No. |
|------------|--------|-------|-------------|-----------|
| | | pcs | kg/100 pcs. | |
| DMZ-AVS GN | Green | 20 | 0.054 | 6117 72 4 |
| DMZ-AVS RO | Red | 20 | 0.054 | 6117 72 6 |
| DMZ-AVS W | White | 20 | 0.054 | 6117 72 8 |

/pc.

Connection protection as mechanical attachment protection and for visual colour coding of the connection modules, for mounting on DMS and DMG data technology supports, plug connection can only be released with the appropriate key, DMZ-SCHL AVS.

Note: The key, type DMZ-SCHL AVS, is not contained in the scope of delivery.



Data connection modules and accessories



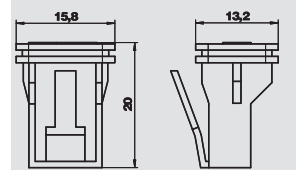
Plug-in protector for RJ45

| Type | Colour | Pack. pcs | Weight kg/100 pcs. | Item No. |
|-------------------|--------|--------------|-----------------------|------------------|
| | | | | |
| DMZ-ES AVS | Black | 1 | 0.049 | 6117 74 5 |

/pc.

Plug-in protector for connection protection, type DMZ-AVS, plug connection can only be released with the appropriate key, DMZ-SCHL AVS.

Note: The key, type DMZ-SCHL AVS, is not contained in the scope of delivery.

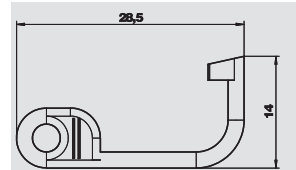


Key for connection protection

| Type | Colour | Pack. pcs | Weight kg/100 pcs. | Item No. |
|---------------------|--------|--------------|-----------------------|------------------|
| | | | | |
| DMZ-SCHL AVS | Yellow | 1 | 0.020 | 6117 73 2 |

/pc.

Key with fob for connection protection, type DMZ-AVS, plug connection can only be released with the key.



Universal cable, connector – connector version

| Type | Cable length mm | Colour | Pack. pcs | Weight kg/100 pcs. | Item No. |
|---------------------|--------------------|--------|--------------|-----------------------|------------------|
| | | | | | |
| RK-C5SF UTP1 | 1,000 | Grey | 10 | 4.530 | 6117 96 0 |
| RK-C5SF UTP3 | 3,000 | Grey | 10 | 12.130 | 6117 96 2 |
| RK-C5SF UTP5 | 5,000 | Grey | 10 | 19.730 | 6117 96 4 |

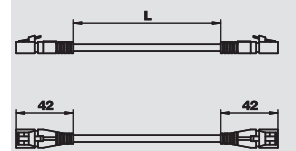
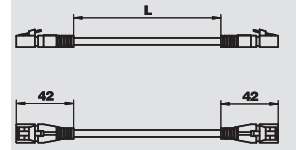
/pc.

Universal cable SF/UTP 4P, LSFZRH, Cat. 5, shielded, connector – connector version.

| Type | Cable length mm | Colour | Pack. pcs | Weight kg/100 pcs. | Item No. |
|--------------------|--------------------|--------|--------------|-----------------------|------------------|
| | | | | | |
| RK-C6S FTP1 | 1,000 | Grey | 10 | 4.530 | 6117 96 6 |
| RK-C6S FTP3 | 3,000 | Grey | 10 | 12.130 | 6117 96 8 |
| RK-C6S FTP5 | 5,000 | Grey | 10 | 19.730 | 6117 97 0 |

/pc.

Universal cable S/FTP 4P, LSFZRH, Cat. 6, shielded, connector – connector version.



CP cross connect, connector – socket version

| Type | Cable length mm | Colour | Pack. pcs | Weight kg/100 pcs. | Item No. |
|------------------------|--------------------|--------|--------------|-----------------------|------------------|
| | | | | | |
| CPK-C5SF UTP2 | 2,000 | Grey | 5 | 8.850 | 6117 93 8 |
| CPK-C5SF UTP7.5 | 7,500 | Grey | 5 | 29.750 | 6117 94 0 |
| CPK-C5SF UTP10 | 10,000 | Grey | 5 | 39.250 | 6117 94 2 |
| CPK-C5SF UTP15 | 15,000 | Grey | 5 | 58.250 | 6117 94 4 |

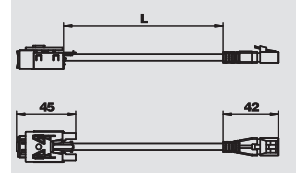
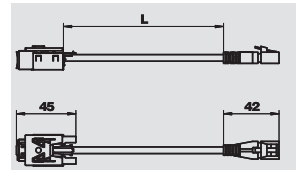
/pc.

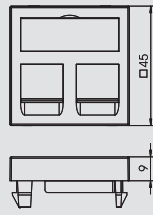
Universal cable as extension cable SF/UTP 4P, LSFZRH, Cat. 5, shielded, connector – socket version, socket side can be installable in the data technology support, types DMS and DMG.

| Type | Cable length mm | Colour | Pack. pcs | Weight kg/100 pcs. | Item No. |
|-----------------------|--------------------|--------|--------------|-----------------------|------------------|
| | | | | | |
| CPK-C6S FTP2 | 2,000 | Grey | 5 | 9.240 | 6117 94 6 |
| CPK-C6S FTP7.5 | 7,500 | Grey | 5 | 30.140 | 6117 94 8 |
| CPK-C6S FTP10 | 10,000 | Grey | 5 | 39.640 | 6117 95 0 |
| CPK-C6S FTP15 | 15,000 | Grey | 5 | 58.640 | 6117 95 2 |

/pc.

Universal cable as extension cable S/FTP 4P, LSFZRH, Cat. 6, shielded, connector – socket version, socket side can be installable in the data technology support, types DMS and DMG.





Data technology support Typ A, 1/1 module width

| Type | Colour | Pack. | Weight | Item No. |
|---------------------|-------------------|-------|-------------|------------------|
| | | pcs | kg/100 pcs. | |
| DTG-2A RW1 | Pure white | 1 | 1.100 | 6119 20 2 |
| DTG-2A SWGR1 | Black-grey | 1 | 1.100 | 6119 20 4 |
| DTG-2A AL1 | Aluminium painted | 1 | 1.100 | 6119 20 6 |

PC Polycarbonate /pc.

Data technology support with straight outlet and locking slider to accept two data technology connection modules. The locking fastening is suitable for horizontal and vertical installation in the system environment.

Support plate, type A, to accept the following data connection modules: AMP TYCO: SL series 110Connect and Toolless, AMP-Twist (without dust protection cap); Brand-Rex: unshielded module; GG45; Nexans: LANmark with adapter clip.

Type A corresponds to a mounting opening in mm: 20.10 x 14.80.

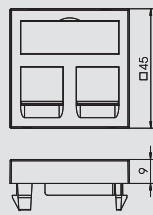
| Type | Colour | Pack. | Weight | Item No. |
|---------------------|-------------------|-------|-------------|------------------|
| | | pcs | kg/100 pcs. | |
| DTS-2A RW1 | Pure white | 1 | 1.500 | 6119 23 8 |
| DTS-2A SWGR1 | Black-grey | 1 | 1.500 | 6119 24 0 |
| DTS-2A AL1 | Aluminium painted | 1 | 1.500 | 6119 24 2 |

PC Polycarbonate /pc.

Data technology support with slanting outlet and lock slide to accept two data technology connection modules. The locking fastening is suitable for horizontal and vertical installation in the system environment.

Support plate, type A, to accept the following data connection modules: AMP TYCO: SL series 110Connect and Toolless, AMP-Twist (without dust protection cap); Brand-Rex: unshielded module; GG45; Nexans: LANmark with adapter clip.

Type A corresponds to a mounting opening in mm: 20.10 x 14.80.



Data technology support Typ B, 1/1 module width

| Type | Colour | Pack. | Weight | Item No. |
|---------------------|-------------------|-------|-------------|------------------|
| | | pcs | kg/100 pcs. | |
| DTG-2B RW1 | Pure white | 1 | 1.100 | 6119 20 8 |
| DTG-2B SWGR1 | Black-grey | 1 | 1.100 | 6119 21 0 |
| DTG-2B AL1 | Aluminium painted | 1 | 1.100 | 6119 21 2 |

PC Polycarbonate /pc.

Data technology support with straight outlet and locking slider to accept two data technology connection modules. The locking fastening is suitable for horizontal and vertical installation in the system environment.

Support plate, type B, to accept the following data connection modules: BTR: E-DAT; Dätwyler: MS and MS-N; Kerpen: VarioKeystone.

Type B corresponds to a mounting opening in mm: 19.35/21.55 x 14.85.

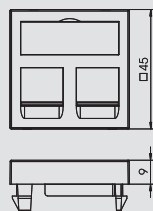
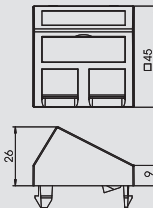
| Type | Colour | Pack. | Weight | Item No. |
|---------------------|-------------------|-------|-------------|------------------|
| | | pcs | kg/100 pcs. | |
| DTS-2B RW1 | Pure white | 1 | 1.500 | 6119 24 4 |
| DTS-2B SWGR1 | Black-grey | 1 | 1.500 | 6119 24 6 |
| DTS-2B AL1 | Aluminium painted | 1 | 1.500 | 6119 24 8 |

PC Polycarbonate /pc.

Data technology support with slanting outlet and lock slide to accept two data technology connection modules. The locking fastening is suitable for horizontal and vertical installation in the system environment.

Support plate, type B, to accept the following data connection modules: BTR: E-DAT; Dätwyler: MS and MS-N; Kerpen: VarioKeystone.

Type B corresponds to a mounting opening in mm: 19.35/21.55 x 14.85.



Data technology support Typ C, 1/1 module width


| Type | Colour | Pack. | Weight | Item No. |
|---------------------|-------------------|-------|-------------|------------------|
| | | pcs | kg/100 pcs. | |
| DTG-2C RW1 | Pure white | 1 | 1.100 | 6119 21 4 |
| DTG-2C SWGR1 | Black-grey | 1 | 1.100 | 6119 21 6 |
| DTG-2C AL1 | Aluminium painted | 1 | 1.100 | 6119 21 8 |

PC Polycarbonate /pc.

Data technology support with straight outlet and locking slider to accept two data technology connection modules. The locking fastening is suitable for horizontal and vertical installation in the system environment.

Support plate, type C, to accept the following data connection modules: Brand-Rex: shielded module; Corning: modules with Keystone seat; Dätwyler: KS-T, MS-K and KU-T; EKV: E-Stone; R&M: Keystone; Rutenbeck: UM and UMflex; SETEC: UKJ and XKJ; Telegärtner: AMJ and UMJ.

Type C corresponds to a mounting opening in mm: 19.30 x 14.80.



Universal data technology support



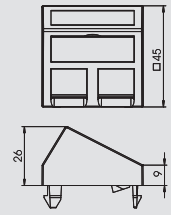
Data technology support Typ C, 1/1 module width

| Type | Colour | Pack. | Weight | Item No. |
|---------------------|-------------------|-------|-------------|------------------|
| | | pcs | kg/100 pcs. | |
| DTS-2C RW1 | Pure white | 1 | 1.500 | 6119 25 0 |
| DTS-2C SWGR1 | Black-grey | 1 | 1.500 | 6119 25 2 |
| DTS-2C AL1 | Aluminium painted | 1 | 1.500 | 6119 25 4 |

PC Polycarbonate /pc.

Data technology support with slanting outlet and lock slide to accept two data technology connection modules. The locking fastening is suitable for horizontal and vertical installation in the system environment.

Support plate, type C, to accept the following data connection modules: Brand-Rex: shielded module; Corning: modules with Keystone seat; Dätwyler: KS-T, MS-K and KU-T; EKU: E-Stone; R&M: Keystone; Rutenbeck: UM and UMflex; SETEC: UKJ and XKJ; Telegärtner: AMJ and UMJ. Type C corresponds to a mounting opening in mm: 19.30 x 14.80.



Data technology support Typ EP, 1/1 module width

| Type | Colour | Pack. | Weight | Item No. |
|----------------------|-------------------|-------|-------------|------------------|
| | | pcs | kg/100 pcs. | |
| DTG-2EP RW1 | Pure white | 1 | 1.100 | 6119 23 2 |
| DTG-2EP SWGR1 | Black-grey | 1 | 1.100 | 6119 23 4 |
| DTG-2EP AL1 | Aluminium painted | 1 | 1.100 | 6119 23 6 |

PC Polycarbonate /pc.

Data technology support with straight outlet and locking slider to accept two data technology connection modules. The locking fastening is suitable for horizontal and vertical installation in the system environment.

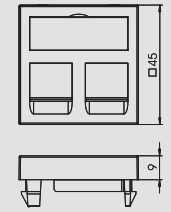
Support plate, type EP, to accept the following data connection modules: Leoni Kerpen: ELine Premium-System. Type EP corresponds to a mounting opening in mm: 16.0 x 14.0.

| Type | Colour | Pack. | Weight | Item No. |
|----------------------|-------------------|-------|-------------|------------------|
| | | pcs | kg/100 pcs. | |
| DTS-2EP RW1 | Pure white | 1 | 1.500 | 6119 26 8 |
| DTS-2EP SWGR1 | Black-grey | 1 | 1.500 | 6119 27 0 |
| DTS-2EP AL1 | Aluminium painted | 1 | 1.500 | 6119 27 2 |

PC Polycarbonate /pc.

Data technology support with slanting outlet and lock slide to accept two data technology connection modules. The locking fastening is suitable for horizontal and vertical installation in the system environment.

Support plate, type EP, to accept the following data connection modules: Leoni Kerpen: ELine Premium-System. Type EP corresponds to a mounting opening in mm: 16.0 x 14.0.



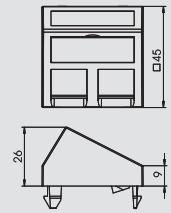
Data technology support Typ F, 1/1 module width

| Type | Colour | Pack. | Weight | Item No. |
|---------------------|-------------------|-------|-------------|------------------|
| | | pcs | kg/100 pcs. | |
| DTG-2F RW1 | Pure white | 1 | 1.100 | 6119 22 0 |
| DTG-2F SWGR1 | Black-grey | 1 | 1.100 | 6119 22 2 |
| DTG-2F AL1 | Aluminium painted | 1 | 1.100 | 6119 22 4 |

PC Polycarbonate /pc.

Data technology support with straight outlet and locking slider to accept two data technology connection modules. The locking fastening is suitable for horizontal and vertical installation in the system environment.

Support plate, type F, to accept the following data connection modules: Avaya/Systemax: M series. Type F corresponds to a mounting opening in mm: 17.40 x 16.60.



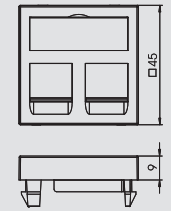
Data technology support Typ PA, 1/1 module width

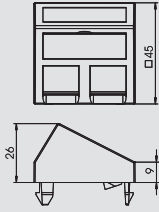
| Type | Colour | Pack. | Weight | Item No. |
|----------------------|-------------------|-------|-------------|------------------|
| | | pcs | kg/100 pcs. | |
| DTG-2PA RW1 | Pure white | 1 | 1.100 | 6119 22 6 |
| DTG-2PA SWGR1 | Black-grey | 1 | 1.100 | 6119 22 8 |
| DTG-2PA AL1 | Aluminium painted | 1 | 1.100 | 6119 23 0 |

PC Polycarbonate /pc.

Data technology support with straight outlet and locking slider to accept two data technology connection modules. The locking fastening is suitable for horizontal and vertical installation in the system environment.

Support plate, type PA, to accept the following data connection modules: Panduit: Mini-Com. Type PA corresponds to a mounting opening in mm: 18.4 x 16.0.





Data technology support Typ PA, 1/1 module width

| Type | Colour | Pack. | Weight | Item No. |
|----------------------|-------------------|-------|-------------|------------------|
| | | pcs | kg/100 pcs. | |
| DTS-2PA RW1 | Pure white | 1 | 1.500 | 6119 26 2 |
| DTS-2PA SWGR1 | Black-grey | 1 | 1.500 | 6119 26 4 |
| DTS-2PA AL1 | Aluminium painted | 1 | 1.500 | 6119 26 6 |

PC Polycarbonate /pc.






Data technology support with slanting outlet and lock slide to accept two data technology connection modules. The locking fastening is suitable for horizontal and vertical installation in the system environment.

Support plate, type PA, to accept the following data connection modules: Panduit: Mini-Com Type PA corresponds to a mounting opening in mm: 18.4 x 16.0.





Directories

| | | |
|---|---|-----|
|  | Alphabetical table of contents | 116 |
|  | Numeric directory | 118 |
|  | Type listing | 120 |
|  | Discount groups | 126 |
|  | Terms and conditions of sale and delivery | 127 |



Alphabetical table of contents

A

Adapter for switch installation rotated through 90°, 66
Adhesive tapes for Flexkanal, 93
Antenna socket 1/1 module width, 70
Antenna socket SAT 1/2 module width, 69

B

Base outlet with T branch for Flexkanal, 93
Blanking cover 1/1 module width, 71
Blanking cover 1/2 module width, 71
Blanking plate, 108

C

Cable outlet, 1/1 module width, 70
Cavity wall accessory socket, 82
Cavity wall device/connection socket, 82
Cavity wall, double accessory socket, 82
CEE connection unit, 102, 105
Changeover switch 1/1 module width, 64-65
Changeover switch 1/2 module width, 64-65
Concealed accessory socket, 82
Concealed accessory socket Modul 45, double, 85
Concealed accessory socket Modul 45, single, 84
Concealed accessory socket Modul 45, triple, 86
Concealed device/connection socket, 82
Connection adapter, 61
Connection adapter, straight, connector part, 60
Connection adapter, straight, socket part, 60
Connection adapter, U-shaped, connector part, 61
Connection protection, 75
Connector 3-pin, spring power connection, 110
Connector section, 3-pin, screw connection, 110
Connector section, 5-pin, screw connection, 111
Cover frame for Modul 45 accessory socket, double, 85
Cover frame for Modul 45 accessory socket, single, 84
Cover frame for Modul 45 accessory socket, triple, 86
Cover plate VH-4 / VH-8, 100-101
Cover plate VHF-8, 103-104
CP cross connect, connector – socket version, 76
Cross switch 1/1 module width, 66

D

Danish standard socket 0°, 55, 102
Data connection module with support plate, Cat. 5e, 74
Data connection module with support plate, Cat. 5e, 74 shielded
Data connection module with support plate, Cat. 6, 74
Data connection module with support plate, Cat. 6, 74 shielded for 10GbE
Data technology support 1/1 module width, 75
Data technology support 1/2 module width, 74
Data technology support Typ A, 1/1 module width, 77
Data technology support Typ B, 1/1 module width, 77
Data technology support Typ C, 1/1 module width, 77-78
Data technology support Typ EP, 1/1 module width, 78
Data technology support Typ F, 1/1 module width, 78
Data technology support Typ PA, 1/1 module width, 78-79
Deskbox for eight Modul 45 devices, 92
Deskbox for four Modul 45 devices, 92
Distributor block 3-pole, 1E/3A, 110
Distributor block 3-pole, 1E/5A, 111
Distributor block, 3-pole, T-shaped, 111

E

Empty housing, 108
Encoding pin, 55
Energy distributor with fixed connection, 109
Energy distributor with plug connection, 109
Equipotential bonding socket 1/1 module width, 70
Extension cable, 3-pole, cross-section 1.5 mm², 112

E

Extension cable, 3-pole, cross-section 2.5 mm², 112-113
Extension cable, 3-pole, halogen-free, cross-section 2.5, 113 mm²

F

Fastening bracket for Flexkanal in GES service units, 94
Fastening bracket for Flexkanal in GESRM2 service, 94 units
Fastening clamp for Flexkanal, 92
Fibre optic coupling with support plate, 74
Flexkanal, 92
Floor rail for Flexkanal, 93

G

Glow lamp element, 89

H

Hinge dust protection, 75
Holder with strain relief for Flexkanal, 92

K

Key for connection protection, 76
Knotted chain, 100, 103

L

LED element, 66

M

Mechanical and visual insertion protection, 75
Modal net cavity wall installation, 4x, 87-88
Modal net cavity wall installation, 5x, 88
Modal net cavity wall installation, 6x, 88
Modal net cavity wall installation, double, 87
Modal net cavity wall installation, triple, 87
Modal net cover frame, Modul 45, 2x single, 88
Modal net cover frame, Modul 45, double, 88
Modal net housing, basic configuration, 87
Modal net housing, expansion module, 87
Modal net protection unit installation, 88
Modul 45 cavity wall accessory socket, double, 85
Modul 45 cavity wall accessory socket, single, 84
Modul 45 cavity wall accessory socket, triple, 86
Modul 45 cover frame, 2x single, 83
Modul 45 cover frame, 3x single, 83
Modul 45 cover frame, single, 83
Motion detector 180° top, 67

O

One-way switch, 1/1 module width, 65
One-way switch, 1/2 module width, 64

P

Partition VH-4, 100
Partition VH-8, 100
Partition VHF-8 with compressed air connection, 103
Partition VHF-8 without compressed air connection, 103
Plug-in protector for RJ45, 76
Protective contact socket 0°, 52, 101
Protective contact socket 33°, 52, 60, 101
Protective contact socket 45° with hinged cover, IP44, 105
Protective equipment installation VHF-8, cover and, 104 support clamp
Protective equipment installation VHF-8, support, 105

R

Rectangular base outlet for Flexkanal, 93
Rectangular base outlet with lamella for Flexkanal, 93
Reducing frame, RJ45 to RJ11/RJ12, 74
Relay insert, 1/1 module width, 67

R

Roller blind button 1/1 module width, 66
 Roller blind switch, 1/1 module width, 66
 Roller blind timer top, 68
 Room thermostat top, 68
 Round base outlet for Flexkanal, 93

S

Safe clip, 75
 Series switch, 1/1 module width, 66
 Signal cover, 82
 Signal cover for Modul 45 accessory socket, double, 85
 Signal cover for Modul 45 accessory socket, single, 84
 Signal cover for Modul 45 accessory socket, triple, 86
 Socket section 3-pin, screw connection, 110
 Socket section 3-pin, spring power connection, 110
 Socket section 5-pin, screw connection, 111
 Socket with earthing pin 0°, 53, 101
 Socket with earthing pin 0° – encoded version, 54
 Socket with earthing pin 33°, 53, 60, 101
 Socket with earthing pin 33° – encoded version, 54-55
 Strain relief, 55, 61
 Support plate cable outlet, 108
 Support plate for Modul 45 accessory socket, double, 85
 Support plate for Modul 45 accessory socket, single, 84
 Support plate for Modul 45 accessory socket, triple, 86
 Support plate Modul 45, 108
 Support plate Modul 45 with fastening claw, 83
 Support plate Modul 45 without fastening claw, 83
 Surge protection 1/2 module width, acoustic signalling, 69
 Surge protection 1/2 module width, visual signalling, 69
 Surge protection module ÜSA-A, 56, 61
 Surge protection module, acoustic signalling, 69
 Swiss standard socket 0°, 55, 102

T

T branch for Flexkanal, 93
 Telephone connection box 1/1 module width, 70
 Tension spring VH-4 / VH-8, 100
 Tension spring VHF-8, 103
 Terminal strip, 108
 Timer switch top, 68
 Touch dimmer 1/2 module width, 67

U

Universal cable, connector – connector version, 76

V

Velcro strip for Deskbox, 92
 VH-4 power supply unit with compressed air, 98-99
 connection, IP20
 VH-4 power supply unit, IP20, 98
 VH-8 power supply unit with compressed air, 99
 connection, IP20
 VH-8 power supply unit, IP20, 99
 VH-8 power supply unit, IP44 compressed air, 103
 connection
 VHF-8 power supply unit, IP44, 103

Numeric directory

Structure of the EAN number: Country code **40**

Manufacturer code **1219** (for articles beginning with **0: 1010**)

Individual EAN-C **5647589**

| EAN-C. | Art. no. | Price | Page | EAN-C. | Art. no. | Price | Page | EAN-C. | Art. no. | Price | Page | EAN-C. | Art. no. | Price | Page |
|---------|------------------|-----------|------|---------|------------------|-------|------|---------|------------------|-------|------|---------|------------------|-------|------|
| | | price/100 | | | | /pc. | | | | /pc. | | | | /pc. | |
| 5000204 | 2003 01 5 | | 82 | 5122449 | 6108 10 6 | | 112 | 5124900 | 6108 48 5 | | 113 | 6458837 | 6117 01 6 | | 52 |
| 5002314 | 2003 01 9 | | 82 | 5122456 | 6108 10 7 | | 112 | 5124917 | 6108 48 6 | | 113 | 6471072 | 6117 01 8 | | 52 |
| 5029298 | 2003 31 7 | | 82 | 5122463 | 6108 10 8 | | 112 | 5124924 | 6108 48 7 | | 113 | | | | |
| 5032779 | 2003 41 4 | | 82 | 5122500 | 6108 10 9 | | 112 | 5124955 | 6108 48 8 | | 113 | 5648956 | 6117 01 9 | | 52 |
| 5032830 | 2003 42 2 | | 82 | 5122517 | 6108 11 0 | | 112 | 5124962 | 6108 48 9 | | 113 | | | | |
| 5032953 | 2003 44 2 | | 82 | 5122524 | 6108 11 1 | | 112 | | | | | 6212835 | 6117 02 0 | | 52 |
| | | | | 5122562 | 6108 11 2 | | 112 | | | | | 6458899 | 6117 02 3 | | 52 |
| | | | | 5122579 | 6108 11 3 | | 112 | 5125037 | 6109 80 0 | | 98 | 6645077 | 6117 02 5 | | 52 |
| | | /pc. | | 5122586 | 6108 11 4 | | 112 | 5125044 | 6109 80 2 | | 98 | 6458950 | 6117 02 7 | | 52 |
| 5080886 | 5092 45 1 | | 56 | 5122692 | 6108 12 5 | | 112 | 5125075 | 6109 80 4 | | 98 | 6597376 | 6117 02 9 | | 52 |
| | | | | 5122708 | 6108 12 6 | | 112 | 5125082 | 6109 80 6 | | 98 | | | | |
| | | | | 5122746 | 6108 12 7 | | 112 | 5125099 | 6109 80 8 | | 98 | 5700890 | 6117 03 0 | | 52 |
| 5364139 | 6106 67 1 | | 54 | 5122753 | 6108 12 8 | | 112 | 5125105 | 6109 81 0 | | 98 | | | | |
| 5364146 | 6106 67 3 | | 54 | 5122760 | 6108 12 9 | | 112 | 5125136 | 6109 81 2 | | 98 | 6213078 | 6117 03 1 | | 52 |
| 5364177 | 6106 67 5 | | 54 | 5122807 | 6108 13 0 | | 112 | 5125143 | 6109 81 4 | | 99 | 6459018 | 6117 04 1 | | 52 |
| 5364184 | 6106 67 7 | | 54 | 5122814 | 6108 13 1 | | 112 | 5125150 | 6109 81 6 | | 99 | 6459070 | 6117 04 3 | | 52 |
| 5364191 | 6106 67 9 | | 54 | 5122821 | 6108 13 2 | | 112 | 5125167 | 6109 81 8 | | 99 | 6459131 | 6117 04 5 | | 52 |
| 5364207 | 6106 68 1 | | 54 | 5122869 | 6108 13 3 | | 112 | 5125198 | 6109 82 0 | | 99 | 6459377 | 6117 04 7 | | 52 |
| 5364238 | 6106 68 3 | | 54 | 5122876 | 6108 13 4 | | 112 | 5287391 | 6109 82 1 | | 99 | | | | |
| 5364245 | 6106 68 5 | | 54 | 5122883 | 6108 13 5 | | 112 | 5125204 | 6109 82 2 | | 103 | 5700906 | 6117 04 8 | | 52 |
| 5364252 | 6106 68 7 | | 54 | 5122920 | 6108 13 6 | | 112 | 5125211 | 6109 82 5 | | 99 | | | | |
| 5364269 | 6106 68 9 | | 54 | 5122937 | 6108 13 7 | | 112 | 5125228 | 6109 82 7 | | 103 | 6213139 | 6117 04 9 | | 52 |
| 5364306 | 6106 69 1 | | 54 | 5122944 | 6108 13 8 | | 112 | 5125259 | 6109 83 0 | | 103 | 6459551 | 6117 05 2 | | 52 |
| 5364313 | 6106 69 3 | | 54 | 5122982 | 6108 13 9 | | 112 | 5287407 | 6109 83 1 | | 100 | 6459612 | 6117 05 4 | | 52 |
| 5364320 | 6106 69 5 | | 54 | 5123064 | 6108 15 0 | | 112 | 5125266 | 6109 83 2 | | 100 | 6459674 | 6117 05 6 | | 52 |
| 5364368 | 6106 69 7 | | 54 | 5123101 | 6108 15 1 | | 112 | 5125273 | 6109 83 4 | | 100 | 6459735 | 6117 05 8 | | 52 |
| 5364375 | 6106 69 9 | | 54 | 5123118 | 6108 15 2 | | 112 | 5125280 | 6109 83 6 | | 100 | | | | |
| 5364382 | 6106 70 1 | | 54 | 5123125 | 6108 15 3 | | 112 | 5125310 | 6109 83 8 | | 101 | 5700913 | 6117 05 9 | | 52 |
| 5364412 | 6106 70 3 | | 54 | 5123163 | 6108 15 4 | | 112 | 5428459 | 6109 83 9 | | 101 | | | | |
| 5364429 | 6106 70 5 | | 54 | 5123170 | 6108 15 5 | | 112 | 5125327 | 6109 84 0 | | 100 | 6213191 | 6117 06 0 | | 52 |
| 5364436 | 6106 70 7 | | 54 | 5123187 | 6108 15 6 | | 112 | 5125334 | 6109 84 2 | | 101 | 6459797 | 6117 06 3 | | 52 |
| 5364443 | 6106 70 9 | | 54 | 5123224 | 6108 15 7 | | 112 | 5125341 | 6109 85 0 | | 104 | 6459858 | 6117 06 5 | | 52 |
| 5364474 | 6106 71 1 | | 54 | 5123231 | 6108 15 8 | | 112 | 5125372 | 6109 85 2 | | 105 | 6459971 | 6117 06 7 | | 52 |
| 5364481 | 6106 71 3 | | 54 | 5123248 | 6108 15 9 | | 112 | 5125389 | 6109 85 4 | | 105 | 6460038 | 6117 06 9 | | 52 |
| 5364498 | 6106 71 5 | | 54 | 5123286 | 6108 16 0 | | 112 | 5125396 | 6109 86 0 | | 103 | | | | |
| 5364504 | 6106 71 7 | | 54 | 5123293 | 6108 16 1 | | 112 | 5125402 | 6109 86 1 | | 103 | 5700920 | 6117 07 0 | | 52 |
| 5364535 | 6106 71 9 | | 54 | 5123309 | 6108 16 2 | | 112 | 5125440 | 6109 86 2 | | 100 | | | | |
| 5364542 | 6106 72 1 | | 55 | 5123347 | 6108 16 3 | | 112 | 5125457 | 6109 86 3 | | 103 | 6213436 | 6117 07 1 | | 52 |
| 5364559 | 6106 72 3 | | 55 | 5123354 | 6108 16 4 | | 112 | 5125464 | 6109 86 4 | | 104 | | | | |
| 5364566 | 6106 72 5 | | 55 | 5123422 | 6108 17 5 | | 113 | 5125501 | 6109 86 5 | | 104 | 5437925 | 6117 07 4 | | 60 |
| 5364597 | 6106 72 7 | | 55 | 5123453 | 6108 17 6 | | 113 | 5125518 | 6109 86 6 | | 104 | 5437932 | 6117 07 6 | | 60 |
| 5364603 | 6106 72 9 | | 55 | 5123460 | 6108 17 7 | | 113 | 5125525 | 6109 86 7 | | 104 | 5437949 | 6117 07 8 | | 60 |
| 5364610 | 6106 73 5 | | 55 | 5123477 | 6108 17 8 | | 113 | 5125532 | 6109 86 8 | | 104 | 5437970 | 6117 08 0 | | 60 |
| | | | | 5123484 | 6108 17 9 | | 113 | | | | | 5700937 | 6117 08 1 | | 60 |
| | | | | 5123514 | 6108 18 0 | | 113 | 5125549 | 6109 87 0 | /m | 100 | 5437987 | 6117 08 2 | | 60 |
| 5122265 | 6108 00 0 | | 109 | 5123521 | 6108 18 1 | | 113 | | | /pc. | | | | | |
| 5122272 | 6108 00 5 | | 109 | 5123538 | 6108 18 2 | | 113 | 5125556 | 6109 87 2 | | 105 | 6460090 | 6117 10 2 | | 53 |
| 5122289 | 6108 01 0 | | 109 | 5123545 | 6108 18 3 | | 113 | 5125594 | 6109 87 4 | | 102 | 6460151 | 6117 10 4 | | 53 |
| | | | | 5123552 | 6108 18 4 | | 113 | 5125600 | 6109 87 6 | | 102 | 6460212 | 6117 10 6 | | 53 |
| 5522997 | 6108 01 2 | | 109 | 5123569 | 6108 18 5 | | 113 | 5477440 | 6109 87 8 | | 104 | 6460274 | 6117 10 8 | | 53 |
| 5523000 | 6108 01 4 | | 109 | 5123576 | 6108 18 6 | | 113 | 5477457 | 6109 87 9 | | 104 | | | | |
| 5523017 | 6108 01 6 | | 109 | 5123590 | 6108 18 7 | | 113 | 5125730 | 6109 90 0 | | 87 | 5700944 | 6117 10 9 | | 53 |
| 5577942 | 6108 03 7 | | 108 | 5123606 | 6108 18 8 | | 113 | 5125747 | 6109 90 5 | | 87 | | | | |
| 5577959 | 6108 03 9 | | 108 | 5123613 | 6108 18 9 | | 113 | 5670360 | 6109 90 9 | | 87 | 6213498 | 6117 11 0 | | 53 |
| 5577966 | 6108 04 0 | | 108 | 5124368 | 6108 45 0 | | 113 | 5670384 | 6109 92 4 | | 88 | 6460335 | 6117 11 1 | | 53 |
| 5577973 | 6108 04 2 | | 108 | 5124375 | 6108 45 1 | | 113 | 5670414 | 6109 92 7 | | 88 | 6460458 | 6117 11 3 | | 53 |
| 5577980 | 6108 04 3 | | 108 | 5124382 | 6108 45 2 | | 113 | 5125815 | 6109 93 2 | | 88 | 6188956 | 6117 11 5 | | 53 |
| 5273530 | 6108 05 0 | | 110 | 5124429 | 6108 45 3 | | 113 | 5125822 | 6109 93 4 | | 87 | 6189014 | 6117 11 7 | | 53 |
| 5273547 | 6108 05 1 | | 110 | 5124436 | 6108 45 4 | | 113 | 5125860 | 6109 93 6 | | 87 | | | | |
| 5273585 | 6108 05 2 | | 110 | 5124443 | 6108 45 5 | | 113 | 5125877 | 6109 93 8 | | 88 | 5433552 | 6117 11 8 | | 53 |
| 5273592 | 6108 05 3 | | 110 | 5124481 | 6108 45 6 | | 113 | 5125884 | 6109 94 0 | | 88 | | | | |
| | | | | 5124498 | 6108 45 7 | | 113 | 5125921 | 6109 94 2 | | 88 | 6213559 | 6117 11 9 | | 53 |
| 5273608 | 6108 05 4 | | 110 | 5124504 | 6108 45 8 | | 113 | 5125938 | 6109 95 0 | | 87 | 6189076 | 6117 12 3 | | 53 |
| 5273646 | 6108 05 5 | | 110 | 5124542 | 6108 45 9 | | 113 | 5125945 | 6109 95 2 | | 87 | 6189311 | 6117 12 5 | | 53 |
| 5273653 | 6108 05 6 | | 110 | 5124559 | 6108 46 0 | | 113 | 5125983 | 6109 95 4 | | 87 | 6189373 | 6117 12 7 | | 53 |
| 5273660 | 6108 05 7 | | 110 | 5124566 | 6108 46 1 | | 113 | 5125990 | 6109 95 6 | | 88 | 6189618 | 6117 12 9 | | 53 |
| | | | | 5124603 | 6108 46 2 | | 113 | 5126003 | 6109 95 8 | | 88 | | | | |
| 5273707 | 6108 | | | | | | | | | | | | | | |

| EAN-C. | Art. no. | Price | Page | EAN-C. | Art. no. | Price | Page | EAN-C. | Art. no. | Price | Page | EAN-C. | Art. no. | Price | Page |
|---------|-----------|-------|------|---------|-----------|-------|------|---------|-----------|-------|------|---------|-----------|-------|------|
| | | /pc. | | | | /pc. | | | | /pc. | | | | /pc. | |
| 6538690 | 6117 15 3 | | 53 | 6117499 | 6117 40 6 | | 71 | 5701071 | 6117 64 2 | | 65 | 5677864 | 6117 98 5 | | 70 |
| 6637218 | 6117 15 5 | | 53 | | | | | 5701088 | 6117 64 3 | | 65 | 5677871 | 6117 98 6 | | 70 |
| 6461059 | 6117 15 7 | | 53 | 5701279 | 6117 40 7 | | 71 | | | | | 5677888 | 6117 98 7 | | 70 |
| | | | | | | | | 5275879 | 6117 64 4 | | 65 | | | | |
| 5700975 | 6117 15 8 | | 53 | 6214037 | 6117 40 8 | | 71 | 5275886 | 6117 64 5 | | 65 | 5696896 | 6119 20 2 | | 77 |
| | | | | 6117550 | 6117 41 4 | | 71 | | | | | 5696902 | 6119 20 4 | | 77 |
| 6213917 | 6117 15 9 | | 53 | | | | | 5701095 | 6117 64 6 | | 65 | 5696940 | 6119 20 6 | | 77 |
| 6461110 | 6117 16 2 | | 53 | 5701286 | 6117 41 5 | | 71 | | | | | 5696957 | 6119 20 8 | | 77 |
| 6461233 | 6117 16 4 | | 53 | | | | | 5275923 | 6117 64 7 | | 65 | 5696964 | 6119 21 0 | | 77 |
| 6461356 | 6117 16 6 | | 53 | 6215652 | 6117 41 6 | | 71 | 5275930 | 6117 64 8 | | 65 | 5696971 | 6119 21 2 | | 77 |
| 6461530 | 6117 16 8 | | 53 | 6215713 | 6117 42 8 | | 70 | | | | | 5696988 | 6119 21 4 | | 77 |
| | | | | 6215959 | 6117 43 0 | | 70 | 5701101 | 6117 64 9 | | 65 | 5696995 | 6119 21 6 | | 77 |
| 5700982 | 6117 16 9 | | 53 | 6117611 | 6117 46 5 | | 69 | | | | | 5697008 | 6119 21 8 | | 77 |
| | | | | 5006220 | 6117 46 7 | | 69 | 5275947 | 6117 65 0 | | 65 | 5697015 | 6119 22 0 | | 78 |
| 6213979 | 6117 17 0 | | 53 | 6117673 | 6117 47 3 | | 69 | 5275985 | 6117 65 1 | | 65 | 5697022 | 6119 22 2 | | 78 |
| | | | | 5006213 | 6117 47 5 | | 69 | | | | | 5697039 | 6119 22 4 | | 78 |
| 5438069 | 6117 19 0 | | 60 | | | | | 5701132 | 6117 65 3 | | 66 | 5697046 | 6119 22 6 | | 78 |
| 5483540 | 6117 19 1 | | 60 | 5007203 | 6117 51 0 | | 92 | | | | | 5697053 | 6119 22 8 | | 78 |
| 5438090 | 6117 19 2 | | 60 | 6237432 | 6117 51 1 | | 92 | 5275992 | 6117 65 4 | | 66 | 5697060 | 6119 23 0 | | 78 |
| 5483571 | 6117 19 3 | | 60 | 5007241 | 6117 51 2 | | 92 | 5276005 | 6117 65 5 | | 66 | 5697077 | 6119 23 2 | | 78 |
| 5670933 | 6117 19 6 | | 61 | 5007302 | 6117 51 4 | | 92 | | | | | 5697084 | 6119 23 4 | | 78 |
| 5670940 | 6117 19 7 | | 61 | 5007326 | 6117 51 6 | | 92 | 5701149 | 6117 65 6 | | 66 | 5697121 | 6119 23 6 | | 78 |
| 5438113 | 6117 19 8 | | 61 | 5007364 | 6117 52 1 | | 92 | | | | | 5697138 | 6119 23 8 | | 77 |
| | | | | 6237739 | 6117 52 2 | | 92 | 5405948 | 6117 65 7 | | 66 | 5697145 | 6119 24 0 | | 77 |
| 5008866 | 6117 20 0 | | 55 | 5007425 | 6117 52 3 | | 92 | 5405955 | 6117 65 8 | | 66 | 5697183 | 6119 24 2 | | 77 |
| | | | | 5007449 | 6117 52 5 | | 92 | 5443704 | 6117 66 2 | | 67 | 5697190 | 6119 24 4 | | 77 |
| 5462231 | 6117 20 2 | | 55 | 5007487 | 6117 52 7 | | 92 | 5443735 | 6117 66 5 | | 67 | 5697206 | 6119 24 6 | | 77 |
| 5616016 | 6117 20 3 | | 55 | 5007548 | 6117 53 8 | | 92 | | | | | 5697244 | 6119 24 8 | | 77 |
| | | | | | | | | 5701156 | 6117 66 8 | | 64 | 5697251 | 6119 25 0 | | 78 |
| 6180196 | 6117 20 5 | | 55 | 5675242 | 6117 54 0 | | 67 | 5701323 | 6117 66 9 | | 64 | | | | |
| | | | | 5675273 | 6117 54 2 | | 67 | | | | | 5697268 | 6119 25 2 | | 78 |
| 5701163 | 6117 29 1 | | 74 | 5675280 | 6117 54 4 | | 67 | 5276043 | 6117 67 0 | | 64 | | | | |
| | | | | 5675297 | 6117 54 8 | | 67 | 5276050 | 6117 67 1 | | 64 | 5697305 | 6119 25 4 | | 78 |
| 6233410 | 6117 29 2 | | 74 | 5675303 | 6117 55 0 | | 67 | | | | | 5697381 | 6119 26 2 | | 79 |
| | | | | 5675341 | 6117 55 2 | | 67 | 5701330 | 6117 67 2 | | 64 | 5697428 | 6119 26 4 | | 79 |
| 5006725 | 6117 29 3 | | 74 | | | | | | | | | 5697435 | 6119 26 6 | | 79 |
| 5701194 | 6117 31 4 | | 75 | 5406204 | 6117 60 6 | | 69 | 5623809 | 6117 67 3 | | 64 | 5697442 | 6119 26 8 | | 78 |
| | | | | 5406235 | 6117 60 7 | | 69 | 5623816 | 6117 67 4 | | 64 | 5697480 | 6119 27 0 | | 78 |
| 5006848 | 6117 31 5 | | 75 | | | | | 5276067 | 6117 67 5 | | 64 | 5697497 | 6119 27 2 | | 78 |
| 5006886 | 6117 31 6 | | 75 | 5701316 | 6117 61 0 | | 69 | 5276104 | 6117 67 6 | | 64 | 5670865 | 6119 85 0 | | 60 |
| | | | | 5700999 | 6117 61 4 | | 66 | | | | | 5670872 | 6119 85 2 | | 60 |
| 5701200 | 6117 31 8 | | 75 | | | | | 5701347 | 6117 67 7 | | 64 | 5670889 | 6119 85 4 | | 60 |
| | | | | 5405887 | 6117 61 5 | | 66 | | | | | 5670896 | 6119 85 6 | | 60 |
| 5006947 | 6117 31 9 | | 75 | 5405894 | 6117 61 6 | | 66 | 5405962 | 6117 67 8 | | 64 | 5670902 | 6119 85 8 | | 60 |
| 5006961 | 6117 32 0 | | 75 | 5405900 | 6117 61 7 | | 64 | 5405993 | 6117 67 9 | | 64 | 5670919 | 6119 86 0 | | 60 |
| 6235155 | 6117 32 5 | | 74 | 5405917 | 6117 61 8 | | 64 | | | | | 5670926 | 6119 86 8 | | 60 |
| 6235216 | 6117 32 9 | | 74 | | | | | 6237913 | 6117 70 8 | | 75 | 5670957 | 6119 87 0 | | 60 |
| 6235278 | 6117 33 7 | | 74 | 5701002 | 6117 61 9 | | 64 | 6239054 | 6117 72 4 | | 75 | 5670964 | 6119 87 2 | | 60 |
| 6235339 | 6117 34 1 | | 74 | | | | | 6239351 | 6117 72 6 | | 75 | 5670971 | 6119 87 4 | | 60 |
| | | | | 5275640 | 6117 62 0 | | 64 | 6239474 | 6117 72 8 | | 75 | 5670988 | 6119 87 6 | | 60 |
| 5443674 | 6117 35 2 | | 68 | 5275688 | 6117 62 1 | | 64 | 6239535 | 6117 73 2 | | 76 | 5670995 | 6119 87 8 | | 60 |
| 5443681 | 6117 35 4 | | 68 | | | | | 6239597 | 6117 73 6 | | 75 | | | | |
| | | | | 5701019 | 6117 62 2 | | 64 | 5007562 | 6117 73 7 | | 75 | | | | |
| 5701217 | 6117 35 6 | | 68 | 5701026 | 6117 62 3 | | 64 | 5007609 | 6117 73 8 | | 75 | | | | |
| | | | | | | | | 6237319 | 6117 74 0 | | 74 | | | | |
| 5443698 | 6117 35 8 | | 68 | 5275695 | 6117 62 4 | | 64 | 6239658 | 6117 74 5 | | 76 | | | | |
| 5443742 | 6117 36 0 | | 68 | 5275701 | 6117 62 5 | | 64 | | | | | | | | |
| | | | | | | | | 5276234 | 6117 75 7 | | 66 | | | | |
| 5701224 | 6117 36 2 | | 68 | 5701033 | 6117 62 6 | | 65 | 5276241 | 6117 75 8 | | 66 | | | | |
| | | | | | | | | | | | | | | | |
| 5443759 | 6117 36 4 | | 68 | 5275749 | 6117 62 7 | | 65 | 5081005 | 6117 93 8 | | 76 | | | | |
| 5443766 | 6117 36 6 | | 68 | 5275756 | 6117 62 8 | | 65 | 5008521 | 6117 94 0 | | 76 | | | | |
| | | | | | | | | 5008569 | 6117 94 2 | | 76 | | | | |
| 5701255 | 6117 36 8 | | 68 | 5701040 | 6117 62 9 | | 65 | 5008620 | 6117 94 4 | | 76 | | | | |
| | | | | | | | | 5081401 | 6117 94 6 | | 76 | | | | |
| 5443797 | 6117 37 0 | | 67 | 5275763 | 6117 63 0 | | 65 | 5008644 | 6117 94 8 | | 76 | | | | |
| 5443803 | 6117 37 2 | | 67 | 5275800 | 6117 63 1 | | 65 | 5008682 | 6117 95 0 | | 76 | | | | |
| | | | | | | | | 5008743 | 6117 95 2 | | 76 | | | | |
| 5701262 | 6117 37 4 | | 67 | 5701057 | 6117 63 3 | | 65 | 5008767 | 6117 95 7 | | 75 | | | | |
| | | | | | | | | 5008804 | 6117 95 8 | | 75 | | | | |
| 5675112 | 6117 38 1 | | 70 | 5275817 | 6117 63 4 | | 65 | | | | | | | | |
| 5675129 | 6117 38 3 | | 70 | 5285953 | 6117 63 6 | | 65 | 5402466 | 6117 96 0 | | 76 | | | | |
| 5675150 | 6117 38 5 | | 70 | 5405924 | 6117 63 7 | | 66 | 5402473 | 6117 96 2 | | 76 | | | | |
| 5675167 | 6117 38 7 | | 70 | 5405931 | 6117 63 8 | | 66 | 5402480 | 6117 96 4 | | 76 | | | | |
| 5675174 | 6117 38 9 | | 70 | | | | | 5402527 | 6117 96 6 | | 76 | | | | |
| 5675181 | 6117 39 1 | | 70 | 5701064 | 6117 63 9 | | 66 | 5402534 | 6117 96 8 | | 76 | | | | |
| 5675211 | 6117 39 3 | | 70 | | | | | 5402541 | 6117 97 0 | | 76 | | | | |
| 5675228 | 6117 39 5 | | 70 | 5275824 | 6117 64 0 | | 65 | 5677819 | 6117 97 2 | | 74 | | | | |
| 5675235 | 6117 39 7 | | 70 | 5275862 | 6117 64 1 | | 65 | 5677765 | 6117 98 0 | | 89 | | | | |

Type listing

Structure of the EAN number: Country code **40**

Manufacturer code **1219** (for articles beginning with **0: 1010**)

Individual EAN-C **5647589**

| Type | Dimensions/Colour/Div. | EAN-C. | Art. no. | Price | Page | Type | Dimensions/Colour/Div. | EAN-C. | Art. no. | Price | Page |
|------------------|------------------------|---------|-----------|-------|------|------------------|------------------------|---------|-----------|-------|------|
| AD-90G M45 | / St | 5469148 | 6258 14 1 | /pc. | 66 | AS-B2P AL1 | Aluminium painted | 5275886 | 6117 64 5 | /pc. | 65 |
| | | | | | | AS-B2P RW1 | Pure white | 5275879 | 6117 64 4 | | 65 |
| ADP-B AL0.5 | Aluminium painted | 6215652 | 6117 41 6 | | 71 | | | | | | |
| ADP-B AL1 | Aluminium painted | 6214037 | 6117 40 8 | | 71 | | | | | | |
| ADP-B RW0.5 | Pure white | 6117550 | 6117 41 4 | | 71 | AS-B2P SWGR1 | Black-grey | 5701088 | 6117 64 3 | | 65 |
| ADP-B RW1 | Pure white | 6117499 | 6117 40 6 | | 71 | | | | | | |
| | | | | | | AS-K AL0.5 | Aluminium painted | 5275701 | 6117 62 5 | | 64 |
| ADP-B SWGR0.5 | Black-grey | 5701286 | 6117 41 5 | | 71 | AS-K RW0.5 | Pure white | 5275695 | 6117 62 4 | | 64 |
| ADP-B SWGR1 | Black-grey | 5701279 | 6117 40 7 | | 71 | | | | | | |
| ADR-UP80M0.5 AL | Aluminium painted | 5438243 | 6119 98 4 | | 83 | AS-K SWGR0.5 | Black-grey | 5701026 | 6117 62 3 | | 64 |
| ADR-UP80M0.5 RW | Pure white | 5438236 | 6119 98 2 | | 83 | | | | | | |
| ADR-UP80M0.5SWGR | Black-grey | 5701446 | 6119 98 3 | | 83 | | | | | | |
| ADR-UP80M1 AL | Aluminium painted | 5438281 | 6119 98 8 | | 83 | AS-K2P AL1 | Aluminium painted | 5275930 | 6117 64 8 | | 65 |
| ADR-UP80M1 RW | Pure white | 5438274 | 6119 98 6 | | 83 | | | | | | |
| ADR-UP80M1 SWGR | Black-grey | 5701453 | 6119 98 7 | | 83 | AS-K2P RW1 | Pure white | 5275923 | 6117 64 7 | | 65 |
| ADR-UP80M2 AL | Aluminium painted | 5523048 | 6119 99 1 | | 83 | | | | | | |
| ADR-UP80M2 RW | Pure white | 5523031 | 6119 99 0 | | 83 | AS-K2P SWGR1 | Black-grey | 5701095 | 6117 64 6 | | 65 |
| ADR-UP80M2 SWGR | Black-grey | 5701460 | 6119 99 2 | | 83 | | | | | | |
| ADR-UP80M3 AL | Aluminium painted | 5523062 | 6119 99 5 | | 83 | | | | | | |
| ADR-UP80M3 RW | Pure white | 5523055 | 6119 99 4 | | 83 | | | | | | |
| ADR-UP80M3 SWGR | Black-grey | 5701491 | 6119 99 6 | | 83 | ASM-C5 | | 6235278 | 6117 33 7 | | 74 |
| ADR-UPM0.5 AL | Aluminium painted | 5406389 | 6119 96 2 | | 84 | ASM-C5 G | | 6235155 | 6117 32 5 | | 74 |
| ADR-UPM0.5 RW | Pure white | 5406372 | 6119 96 0 | | 84 | | | | | | |
| ADR-UPM0.5 SWGR | Black-grey | 5701378 | 6119 96 1 | | 84 | ASM-C6 | | 6235339 | 6117 34 1 | | 74 |
| | | | | | | ASM-C6 G | | 6235216 | 6117 32 9 | | 74 |
| ADR-UPM1 AL | Aluminium painted | 5406426 | 6119 96 6 | | 84 | ASM-LWL K | | 6237319 | 6117 74 0 | | 74 |
| ADR-UPM1 RW | Pure white | 5406419 | 6119 96 4 | | 84 | | | | | | |
| ADR-UPM1 SWGR | Black-grey | 5701385 | 6119 96 5 | | 84 | | | | | | |
| ADR-UPM1.5 AL | Aluminium painted | 5406440 | 6119 97 0 | | 84 | | | | | | |
| ADR-UPM1.5 RW | Pure white | 5406433 | 6119 96 8 | | 84 | AS-NA AL0.5 | Aluminium painted | 5405917 | 6117 61 8 | | 64 |
| ADR-UPM1.5 SWGR | Black-grey | 5701392 | 6119 96 9 | | 84 | | | | | | |
| ADR-UPM2 AL | Aluminium painted | 5406488 | 6119 97 4 | | 85 | AS-NA RW0.5 | Pure white | 5405900 | 6117 61 7 | | 64 |
| ADR-UPM2 RW | Pure white | 5406471 | 6119 97 2 | | 85 | | | | | | |
| ADR-UPM2 SWGR | Black-grey | 5701408 | 6119 97 3 | | 85 | AS-NA SWGR0.5 | Black-grey | 5701002 | 6117 61 9 | | 64 |
| ADR-UPM3 AL | Aluminium painted | 5406501 | 6119 97 8 | | 86 | | | | | | |
| ADR-UPM3 RW | Pure white | 5406495 | 6119 97 6 | | 86 | AS-NA2P AL1 | Aluminium painted | 5275985 | 6117 65 1 | | 65 |
| ADR-UPM3 SWGR | Black-grey | 5701439 | 6119 97 7 | | 86 | AS-NA2P RW1 | Pure white | 5275947 | 6117 65 0 | | 65 |
| | | | | | | AS-NA2P SWGR1 | Black-grey | 5701101 | 6117 64 9 | | 65 |
| ANT-1S AL0.5 | Aluminium painted | 5406235 | 6117 60 7 | | 69 | | | | | | |
| ANT-1S RW0.5 | Pure white | 5406204 | 6117 60 6 | | 69 | BAL-FLK E | Anthracite grey | 5081043 | 6154 99 2 | | 93 |
| | | | | | | BAL-FLK R | Anthracite grey | 5081036 | 6154 99 0 | | 93 |
| ANT-1S SWGR0.5 | Black-grey | 5701316 | 6117 61 0 | | 69 | BAL-FLK TAZ | Anthracite grey | 6278596 | 6154 97 5 | | 93 |
| ANT-2D AL1 | Aluminium painted | 5675181 | 6117 39 1 | | 70 | BAL-L | Anthracite grey | 5081050 | 6154 99 4 | | 93 |
| ANT-2D RW1 | Pure white | 5675167 | 6117 38 7 | | 70 | BE-GL B1OR | Orange | 5677765 | 6117 98 0 | | 89 |
| ANT-2D SWGR1 | Black-grey | 5675174 | 6117 38 9 | | 70 | | | | | | |
| ANT-2E AL1 | Aluminium painted | 5675150 | 6117 38 5 | | 70 | BE-LED B1GN | Green | 5276241 | 6117 75 8 | | 66 |
| ANT-2E RW1 | Pure white | 5675112 | 6117 38 1 | | 70 | BE-LED B1RO | Red | 5276234 | 6117 75 7 | | 66 |
| ANT-2E SWGR1 | Black-grey | 5675129 | 6117 38 3 | | 70 | BM-A180 AL1 | Aluminium painted | 5443803 | 6117 37 2 | | 67 |
| | | | | | | BM-A180 RW1 | Pure white | 5443797 | 6117 37 0 | | 67 |
| ANT-3E AL1 | Aluminium painted | 5675235 | 6117 39 7 | | 70 | BM-A180 SWGR1 | Black-grey | 5701262 | 6117 37 4 | | 67 |
| ANT-3E RW1 | Pure white | 5675211 | 6117 39 3 | | 70 | BTA-SKS S1 SW | Black | 5438069 | 6117 19 0 | | 60 |
| ANT-3E SWGR1 | Black-grey | 5675228 | 6117 39 5 | | 70 | BTA-SKS S1 W | White | 5483540 | 6117 19 1 | | 60 |
| AS-B AL0.5 | Aluminium painted | 5275688 | 6117 62 1 | | 64 | BT-F GST18i3p SW | Black | 5273585 | 6108 05 2 | | 110 |
| AS-B RW0.5 | Pure white | 5275640 | 6117 62 0 | | 64 | BT-F GST18i3p W | White | 5273592 | 6108 05 3 | | 110 |
| AS-B SWGR0.5 | Black-grey | 5701019 | 6117 62 2 | | 64 | BT-S GST18i3p SW | Black | 5273653 | 6108 05 6 | | 110 |
| | | | | | | BT-S GST18i3p W | White | 5273660 | 6108 05 7 | | 110 |
| | | | | | | BT-S GST18i5p SW | Black | 5273714 | 6108 07 2 | | 111 |
| | | | | | | CEE-16A | | 5125594 | 6109 87 4 | | 102 |

07 EGS_katalog_2010_Neuer_Stand / en / 28/01/2010 (LLExpert_00838)

| Type | Dimensions/Colour/Div. | EAN-C. | Art. no. | Price | Page | Type | Dimensions/Colour/Div. | EAN-C. | Art. no. | Price | Page |
|-----------------|------------------------|---------|-----------|-------|------|---------------|------------------------|---------|-----------|-------|------|
| CEE-16A | | 5125594 | 6109 87 4 | /pc. | 105 | DSK-LG8M LGR | Light grey | 5007425 | 6117 52 3 | /pc. | 92 |
| CEE-32A | | 5125600 | 6109 87 6 | | 102 | DSK-LG8M RW | Pure white | 5007364 | 6117 52 1 | | 92 |
| CEE-32A | | 5125600 | 6109 87 6 | | 105 | | | | | | |
| CP45-BP | / ST | 5577973 | 6108 04 2 | | 108 | DTG-2A AL1 | Aluminium painted/ pc | 5696940 | 6119 20 6 | | 77 |
| CP45-KL | Black | 5577980 | 6108 04 3 | | 108 | DTG-2A RW1 | Pure white/ pc | 5696896 | 6119 20 2 | | 77 |
| CP45-LG 8A | / ST | 5577942 | 6108 03 7 | | 108 | DTG-2A SWGR1 | Black-grey/ pc | 5696902 | 6119 20 4 | | 77 |
| CP45-TP KE | / ST | 5577966 | 6108 04 0 | | 108 | DTG-2B AL1 | Aluminium painted/ pc | 5696971 | 6119 21 2 | | 77 |
| CP45-TP M | / ST | 5577959 | 6108 03 9 | | 108 | DTG-2B RW1 | Pure white/ pc | 5696957 | 6119 20 8 | | 77 |
| | | | | | | DTG-2B SWGR1 | Black-grey/ pc | 5696964 | 6119 21 0 | | 77 |
| CPK-C5SF UTP10 | Grey | 5008569 | 6117 94 2 | | 76 | DTG-2C AL1 | Aluminium painted/ pc | 5697008 | 6119 21 8 | | 77 |
| CPK-C5SF UTP15 | Grey | 5008620 | 6117 94 4 | | 76 | DTG-2C RW1 | Pure white/ pc | 5696988 | 6119 21 4 | | 77 |
| CPK-C5SF UTP2 | Grey | 5081005 | 6117 93 8 | | 76 | | | | | | |
| CPK-C5SF UTP7.5 | Grey | 5008521 | 6117 94 0 | | 76 | DTG-2C SWGR1 | Black-grey/ pc | 5696995 | 6119 21 6 | | 77 |
| CPK-C6S FTP10 | Grey | 5008682 | 6117 95 0 | | 76 | DTG-2EP AL1 | Aluminium painted/ pc | 5697121 | 6119 23 6 | | 78 |
| CPK-C6S FTP15 | Grey | 5008743 | 6117 95 2 | | 76 | DTG-2EP RW1 | Pure white/ pc | 5697077 | 6119 23 2 | | 78 |
| CPK-C6S FTP2 | Grey | 5081401 | 6117 94 6 | | 76 | DTG-2EP SWGR1 | Black-grey/ pc | 5697084 | 6119 23 4 | | 78 |
| CPK-C6S FTP7.5 | Grey | 5008644 | 6117 94 8 | | 76 | | | | | | |
| CST-SKS | Black/ PC | 5364610 | 6106 73 5 | | 55 | DTG-2F AL1 | Aluminium painted/ pc | 5697039 | 6119 22 4 | | 78 |
| DMG-1RM AL0.5 | Aluminium painted | 5006725 | 6117 29 3 | | 74 | DTG-2F RW1 | Pure white/ pc | 5697015 | 6119 22 0 | | 78 |
| DMG-1RM RW0.5 | Pure white | 6233410 | 6117 29 2 | | 74 | DTG-2F SWGR1 | Black-grey/ pc | 5697022 | 6119 22 2 | | 78 |
| DMG-1RM SWGR0.5 | Black-grey | 5701163 | 6117 29 1 | | 74 | DTG-2PA AL1 | Aluminium painted/ pc | 5697060 | 6119 23 0 | | 78 |
| | | | | | | DTG-2PA RW1 | Pure white/ pc | 5697046 | 6119 22 6 | | 78 |
| | | | | | | DTG-2PA SWGR1 | Black-grey/ pc | 5697053 | 6119 22 8 | | 78 |
| DMG-2RM AL1 | Aluminium painted | 5006961 | 6117 32 0 | | 75 | DTS-2A AL1 | Aluminium painted/ pc | 5697183 | 6119 24 2 | | 77 |
| DMG-2RM RW1 | White | 5006947 | 6117 31 9 | | 75 | DTS-2A RW1 | Pure white/ pc | 5697138 | 6119 23 8 | | 77 |
| DMG-2RM SWGR1 | Black-grey | 5701200 | 6117 31 8 | | 75 | DTS-2A SWGR1 | Black-grey/ pc | 5697145 | 6119 24 0 | | 77 |
| DMS-2RM AL1 | Aluminium painted/ PC | 5006886 | 6117 31 6 | | 75 | DTS-2B AL1 | Aluminium painted/ pc | 5697244 | 6119 24 8 | | 77 |
| DMS-2RM RW1 | Pure white/ PC | 5006848 | 6117 31 5 | | 75 | DTS-2B RW1 | Pure white/ pc | 5697190 | 6119 24 4 | | 77 |
| DMS-2RM SWGR1 | Black-grey/ PC | 5701194 | 6117 31 4 | | 75 | DTS-2B SWGR1 | Black-grey/ pc | 5697206 | 6119 24 6 | | 77 |
| DMZ-AVS GN | Green | 6239054 | 6117 72 4 | | 75 | DTS-2C AL1 | Aluminium painted/ pc | 5697305 | 6119 25 4 | | 78 |
| DMZ-AVS RO | Red | 6239351 | 6117 72 6 | | 75 | DTS-2C RW1 | Pure white/ pc | 5697251 | 6119 25 0 | | 78 |
| DMZ-AVS W | White | 6239474 | 6117 72 8 | | 75 | | | | | | |
| DMZ-ES AVS | Black | 6239658 | 6117 74 5 | | 76 | DTS-2C SWGR1 | Black-grey/ pc | 5697268 | 6119 25 2 | | 78 |
| DMZ-ESMV CB | White | 6237913 | 6117 70 8 | | 75 | | | | | | |
| DMZ-RR RJ11 | Green | 5677819 | 6117 97 2 | | 74 | DTS-2EP AL1 | Aluminium painted/ pc | 5697497 | 6119 27 2 | | 78 |
| | | | | | | DTS-2EP RW1 | Pure white/ pc | 5697442 | 6119 26 8 | | 78 |
| | | | | | | DTS-2EP SWGR1 | Black-grey/ pc | 5697480 | 6119 27 0 | | 78 |
| DMZ-SC GN | Green | 5008767 | 6117 95 7 | | 75 | DTS-2PA AL1 | Aluminium painted/ pc | 5697435 | 6119 26 6 | | 79 |
| DMZ-SC RO | Red | 5008804 | 6117 95 8 | | 75 | DTS-2PA RW1 | Pure white/ pc | 5697381 | 6119 26 2 | | 79 |
| DMZ-SC W | White | 6239597 | 6117 73 6 | | 75 | DTS-2PA SWGR1 | Black-grey/ pc | 5697428 | 6119 26 4 | | 79 |
| DMZ-SCHL AVS | Yellow | 6239535 | 6117 73 2 | | 76 | | | | | | |
| DMZ-STG GN | Green | 5007562 | 6117 73 7 | | 75 | FKH GES10 | / St / FS | 5437161 | 7407 86 2 | | 94 |
| DMZ-STG RO | Red | 5007609 | 6117 73 8 | | 75 | FKH GES5 | / St / FS | 5437154 | 7407 86 0 | | 94 |
| DMZ-STG W | White | 6239597 | 6117 73 6 | | 75 | FKH GESRM | / St / FS | 5437192 | 7407 86 4 | | 94 |
| DSK-KLB | | 5007548 | 6117 53 8 | | 92 | | | | | | |
| DSK-LG4M AL | Aluminium painted | 5007326 | 6117 51 6 | | 92 | FLK-2K BL | 1000 Ultramarine blue | 6277759 | 6154 92 4 | /m | 92 |
| DSK-LG4M ATHGR | Anthracite grey | 5007302 | 6117 51 4 | | 92 | FLK-2K CRW | 1000 White | 6277339 | 6154 92 0 | | 92 |
| DSK-LG4M BL | Blue | 6237432 | 6117 51 1 | | 92 | FLK-2K LGR | 1000 Light grey | 6277575 | 6154 92 2 | | 92 |
| DSK-LG4M LGR | Light grey | 5007241 | 6117 51 2 | | 92 | FLK-2K SWGR | 1000 Black-grey | 6277995 | 6154 93 0 | | 92 |
| DSK-LG4M RW | Pure white | 5007203 | 6117 51 0 | | 92 | | | | | | |
| DSK-LG8M AL | Aluminium painted | 5007487 | 6117 52 7 | | 92 | | | | | | |
| DSK-LG8M ATHGR | Anthracite grey | 5007449 | 6117 52 5 | | 92 | | | | | | |
| DSK-LG8M BL | Blue | 6237739 | 6117 52 2 | | 92 | | | | | | |

Type listing

Structure of the EAN number: Country code **40**

Manufacturer code **1219** (for articles beginning with **0: 1010**)

Individual EAN-C **5647589**

| Type | Dimensions/Colour/Div. | EAN-C. | Art. no. | Price | Page | Type | Dimensions/Colour/Div. | EAN-C. | Art. no. | Price | Page |
|---------------|-------------------------|---------|-----------|---------------|------|--------------|------------------------|---------|-----------|-------|------|
| FLK-BEF | / Al | 6278473 | 6154 96 8 | /pc. | 92 | RT-BS1 AL1 | Aluminium painted | 5405955 | 6117 65 8 | /pc. | 66 |
| FLK-BS1 | 1000 Anthracite grey | 6278657 | 6154 98 0 | | 93 | RT-BS1 RW1 | Pure white | 5405948 | 6117 65 7 | | 66 |
| FLK-BS2 | 2000 Anthracite grey | 6278718 | 6154 98 3 | | 93 | RT-BS1 SWGR1 | Black-grey | 5701149 | 6117 65 6 | | 66 |
| FLK-HL ZL | Anthracite grey | 6278350 | 6154 96 1 | | 92 | | | | | | |
| FLK-KL | 50 | 6278534 | 6154 97 1 | | 93 | RTR-A AL1 | Aluminium painted | 5443742 | 6117 36 0 | | 68 |
| FLK-TAZ | Anthracite grey | 6278411 | 6154 96 5 | | 93 | RTR-A RW1 | Pure white | 5443698 | 6117 35 8 | | 68 |
| HG 60 | Orange 68 / PP | 5032779 | 2003 41 4 | price/100 pc. | 82 | RTR-A SWGR1 | Black-grey | 5701224 | 6117 36 2 | | 68 |
| HG 60 2 | Cavity wall Orange / PP | 5032830 | 2003 42 2 | | 82 | RZU-A AL 1 | Aluminium painted | 5443766 | 6117 36 6 | | 68 |
| HG-UPM1 | Blue | 5406310 | 6119 95 0 | /pc. | 84 | RZU-A RW1 | Pure white | 5443759 | 6117 36 4 | | 68 |
| HG-UPM2 | Blue | 5406327 | 6119 95 1 | | 85 | RZU-A SWGR1 | Black-grey | 5701255 | 6117 36 8 | | 68 |
| HG-UPM3 | Blue | 5406334 | 6119 95 2 | | 86 | S901F | Graphite black | 5125556 | 6109 87 2 | | 105 |
| HV 60 | Orange 68 / PP | 5032953 | 2003 44 2 | price/100 pc. | 82 | SE-B AL1 | Aluminium painted | 5405894 | 6117 61 6 | | 66 |
| KA-ZKB AL1 | Aluminium painted | 5677888 | 6117 98 7 | /pc. | 70 | SE-B RW1 | Pure white | 5405887 | 6117 61 5 | | 66 |
| KA-ZKB RW1 | Pure white | 5677864 | 6117 98 5 | | 70 | SE-B SWGR1 | Black-grey | 5700999 | 6117 61 4 | | 66 |
| KA-ZKB SWGR1 | Black-grey | 5677871 | 6117 98 6 | | 70 | SKS-CH0 RW1 | Pure white / PC | 5008866 | 6117 20 0 | | 55 |
| KS-B AL1 | Aluminium painted | 5405931 | 6117 63 8 | | 66 | SKS-CH0 RW1 | Pure white / PC | 5008866 | 6117 20 0 | | 102 |
| KS-B RW1 | Pure white | 5405924 | 6117 63 7 | | 66 | SKS-D0 AL1 | Aluminium painted / PC | 6212774 | 6117 00 9 | | 52 |
| KS-B SWGR1 | Black-grey | 5701064 | 6117 63 9 | | 66 | SKS-D0 AL2 | Aluminium painted / PC | 6212835 | 6117 02 0 | | 52 |
| PAD-LQ6 AL1 | Aluminium painted | 5406549 | 6119 99 9 | | 70 | SKS-D0 AL3 | Aluminium painted / PC | 6213078 | 6117 03 1 | | 52 |
| PAD-LQ6 RW1 | Pure white | 5406532 | 6119 99 8 | | 70 | SKS-D0 MZGN1 | Mint green / PC | 6458530 | 6117 00 5 | | 52 |
| PAD-LQ6 SWGR1 | Black-grey | 5701507 | 6119 99 7 | | 70 | SKS-D0 MZGN2 | Mint green / PC | 6458837 | 6117 01 6 | | 52 |
| PD-UPM1 | Red | 5406266 | 6119 94 5 | | 84 | SKS-D0 MZGN3 | Mint green / PC | 6458950 | 6117 02 7 | | 52 |
| PD-UPM2 | Red | 5406297 | 6119 94 6 | | 85 | SKS-D0 ROR1 | Orange / PC | 6458356 | 6117 00 3 | | 52 |
| PD-UPM3 | Red | 5406303 | 6119 94 7 | | 86 | SKS-D0 ROR2 | Orange / PC | 6458653 | 6117 01 4 | | 52 |
| RE-U2K 1 | | 5443735 | 6117 66 5 | | 67 | SKS-D0 ROR3 | Orange / PC | 6645077 | 6117 02 5 | | 52 |
| RE-UW 1 | | 5443704 | 6117 66 2 | | 67 | SKS-D0 RW1 | Pure white / PC | 6458295 | 6117 00 1 | | 52 |
| RK-C5SF UTP1 | Grey | 5402466 | 6117 96 0 | | 76 | SKS-D0 RW1 | Pure white / PC | 6458295 | 6117 00 1 | | 101 |
| RK-C5SF UTP3 | Grey | 5402473 | 6117 96 2 | | 76 | SKS-D0 RW2 | Pure white / PC | 6518531 | 6117 01 2 | | 52 |
| RK-C5SF UTP5 | Grey | 5402480 | 6117 96 4 | | 76 | SKS-D0 RW3 | Pure white / PC | 6458899 | 6117 02 3 | | 52 |
| RK-C6S FTP1 | Grey | 5402527 | 6117 96 6 | | 76 | SKS-D0 SRO1 | Signal red / PC | 6458592 | 6117 00 7 | | 52 |
| RK-C6S FTP3 | Grey | 5402534 | 6117 96 8 | | 76 | SKS-D0 SRO2 | Signal red / PC | 6471072 | 6117 01 8 | | 52 |
| RK-C6S FTP5 | Grey | 5402541 | 6117 97 0 | | 76 | SKS-D0 SRO3 | Signal red / PC | 6597376 | 6117 02 9 | | 52 |
| RS-BS1 AL1 | Aluminium painted | 5276005 | 6117 65 5 | | 66 | SKS-D0 SWGR1 | Black-grey / PC | 5700883 | 6117 00 8 | | 52 |
| RS-BS1 RW1 | Pure white | 5275992 | 6117 65 4 | | 66 | SKS-D0 SWGR2 | Black-grey / PC | 5648956 | 6117 01 9 | | 52 |
| RS-BS1 SWGR1 | Black-grey | 5701132 | 6117 65 3 | | 66 | SKS-D0 SWGR3 | Black-grey / PC | 5700890 | 6117 03 0 | | 52 |
| | | | | | 76 | SKS-D3 AL1 | Aluminium painted / PC | 6213139 | 6117 04 9 | | 52 |
| | | | | | 76 | SKS-D3 AL2 | Aluminium painted / PC | 6213191 | 6117 06 0 | | 52 |
| | | | | | 76 | SKS-D3 AL3 | Aluminium painted / PC | 6213436 | 6117 07 1 | | 52 |
| | | | | | 76 | SKS-D3 MZGN1 | Mint green / PC | 6459131 | 6117 04 5 | | 52 |
| | | | | | 76 | SKS-D3 MZGN2 | Mint green / PC | 6459674 | 6117 05 6 | | 52 |
| | | | | | 76 | SKS-D3 MZGN3 | Mint green / PC | 6459971 | 6117 06 7 | | 52 |
| | | | | | 66 | SKS-D3 ROR1 | Orange / PC | 6459070 | 6117 04 3 | | 52 |
| | | | | | 66 | SKS-D3 ROR2 | Orange / PC | 6459612 | 6117 05 4 | | 52 |
| | | | | | 66 | SKS-D3 ROR3 | Orange / PC | 6459858 | 6117 06 5 | | 52 |
| | | | | | 66 | SKS-D3 RW1 | Pure white / PC | 6459018 | 6117 04 1 | | 52 |
| | | | | | 66 | SKS-D3 RW2 | Pure white / PC | 6459551 | 6117 05 2 | | 52 |
| | | | | | 66 | SKS-D3 RW2 | Pure white / PC | 6459551 | 6117 05 2 | | 101 |
| | | | | | 66 | SKS-D3 RW3 | Pure white / PC | 6459797 | 6117 06 3 | | 52 |

07 EGS_katalog_2010_Neuer_Stand / en / 28/01/2010 (LLEExport_00838)

| Type | Dimensions/Colour/Div. | EAN-C. | Art. no. | Price | Page | Type | Dimensions/Colour/Div. | EAN-C. | Art. no. | Price | Page |
|---------------|------------------------|---------|-----------|-------|------|------------------|------------------------|---------|-----------|-------|------|
| SKS-D3 SRO1 | Signal red / PC | 6459377 | 6117 04 7 | /pc. | 52 | SKS-FC0 AL3 | Aluminium painted / PC | 5364375 | 6106 69 9 | /pc. | 54 |
| SKS-D3 SRO2 | Signal red / PC | 6459735 | 6117 05 8 | | 52 | SKS-FC0 MZGN1 | Mint green / PC | 5364177 | 6106 67 5 | | 54 |
| SKS-D3 SRO3 | Signal red / PC | 6460038 | 6117 06 9 | | 52 | SKS-FC0 MZGN2 | Mint green / PC | 5364245 | 6106 68 5 | | 54 |
| SKS-D3 SWGR1 | Black-grey / PC | 5700906 | 6117 04 8 | | 52 | SKS-FC0 MZGN3 | Mint green / PC | 5364320 | 6106 69 5 | | 54 |
| SKS-D3 SWGR2 | Black-grey / PC | 5700913 | 6117 05 9 | | 52 | SKS-FC0 ROR1 | Orange / PC | 5364146 | 6106 67 3 | | 54 |
| SKS-D3 SWGR3 | Black-grey / PC | 5700920 | 6117 07 0 | | 52 | SKS-FC0 ROR2 | Orange / PC | 5364238 | 6106 68 3 | | 54 |
| SKS-DK0 RW1 | Pure white / PC | 5462231 | 6117 20 2 | | 55 | SKS-FC0 ROR3 | Orange / PC | 5364313 | 6106 69 3 | | 54 |
| SKS-DK0 RW1 | Pure white / PC | 5462231 | 6117 20 2 | | 102 | SKS-FC0 RW1 | Pure white / PC | 5364139 | 6106 67 1 | | 54 |
| SKS-DKE0 RW1 | Pure white / PC | 5616016 | 6117 20 3 | | 55 | SKS-FC0 RW2 | Pure white / PC | 5364207 | 6106 68 1 | | 54 |
| SKS-DS3 AL2 | Aluminium painted / PC | 5437987 | 6117 08 2 | | 60 | SKS-FC0 RW3 | Pure white / PC | 5364306 | 6106 69 1 | | 54 |
| SKS-DS3 AL3 | Aluminium painted / PC | 5670919 | 6119 86 0 | | 60 | SKS-FC0 SRO1 | Signal red / PC | 5364184 | 6106 67 7 | | 54 |
| SKS-DS3 MZGN2 | Mint green / PC | 5437949 | 6117 07 8 | | 60 | SKS-FC0 SRO2 | Signal red / PC | 5364252 | 6106 68 7 | | 54 |
| SKS-DS3 MZGN3 | Mint green / PC | 5670889 | 6119 85 4 | | 60 | SKS-FC0 SRO3 | Signal red / PC | 5364368 | 6106 69 7 | | 54 |
| SKS-DS3 ROR2 | Orange / PC | 5437932 | 6117 07 6 | | 60 | SKS-FC3 AL1 | Aluminium painted / PC | 5364443 | 6106 70 9 | | 54 |
| SKS-DS3 ROR3 | Orange / PC | 5670872 | 6119 85 2 | | 60 | SKS-FC3 AL2 | Aluminium painted / PC | 5364535 | 6106 71 9 | | 54 |
| SKS-DS3 RW2 | Pure white / PC | 5437925 | 6117 07 4 | | 60 | SKS-FC3 AL3 | Aluminium painted / PC | 5364603 | 6106 72 9 | | 55 |
| SKS-DS3 RW3 | Pure white / PC | 5670865 | 6119 85 0 | | 60 | SKS-FC3 MZGN1 | Mint green / PC | 5364429 | 6106 70 5 | | 54 |
| SKS-DS3 SRO2 | Signal red / PC | 5437970 | 6117 08 0 | | 60 | SKS-FC3 MZGN2 | Mint green / PC | 5364498 | 6106 71 5 | | 54 |
| SKS-DS3 SRO3 | Signal red / PC | 5670896 | 6119 85 6 | | 60 | SKS-FC3 MZGN3 | Mint green / PC | 5364566 | 6106 72 5 | | 55 |
| SKS-DS3 SWGR2 | Black-grey / PC | 5700937 | 6117 08 1 | | 60 | SKS-FC3 ROR1 | Orange / PC | 5364412 | 6106 70 3 | | 54 |
| SKS-DS3 SWGR3 | Black-grey / PC | 5670902 | 6119 85 8 | | 60 | SKS-FC3 ROR2 | Orange / PC | 5364481 | 6106 71 3 | | 54 |
| SKS-F0 AL1 | Aluminium painted / PC | 6213498 | 6117 11 0 | | 53 | SKS-FC3 ROR3 | Orange / PC | 5364559 | 6106 72 3 | | 55 |
| SKS-F0 AL2 | Aluminium painted / PC | 6213559 | 6117 11 9 | | 53 | SKS-FC3 RW1 | Pure white / PC | 5364382 | 6106 70 1 | | 54 |
| SKS-F0 AL3 | Aluminium painted / PC | 6213795 | 6117 13 1 | | 53 | SKS-FC3 RW2 | Pure white / PC | 5364474 | 6106 71 1 | | 54 |
| SKS-F0 MZGN1 | Mint green / PC | 6460212 | 6117 10 6 | | 53 | SKS-FC3 RW3 | Pure white / PC | 5364542 | 6106 72 1 | | 55 |
| SKS-F0 MZGN2 | Mint green / PC | 6188956 | 6117 11 5 | | 53 | SKS-FC3 SRO1 | Signal red / PC | 5364436 | 6106 70 7 | | 54 |
| SKS-F0 MZGN3 | Mint green / PC | 6189373 | 6117 12 7 | | 53 | SKS-FC3 SRO2 | Signal red / PC | 5364504 | 6106 71 7 | | 54 |
| SKS-F0 ROR1 | Orange / PC | 6460151 | 6117 10 4 | | 53 | SKS-FC3 SRO3 | Signal red / PC | 5364597 | 6106 72 7 | | 55 |
| SKS-F0 ROR2 | Orange / PC | 6460458 | 6117 11 3 | | 53 | SKS-FS3 AL2 | Aluminium painted / PC | 5670995 | 6119 87 8 | | 60 |
| SKS-F0 ROR3 | Orange / PC | 6189311 | 6117 12 5 | | 53 | SKS-FS3 AL3 | Aluminium painted / PC | 5671084 | 6119 89 0 | | 60 |
| SKS-F0 RW1 | Pure white / PC | 6460090 | 6117 10 2 | | 53 | SKS-FS3 MZGN2 | Mint green / PC | 5670964 | 6119 87 2 | | 60 |
| SKS-F0 RW1 | Pure white / PC | 6460090 | 6117 10 2 | | 101 | SKS-FS3 MZGN3 | Mint green / PC | 5671022 | 6119 88 4 | | 60 |
| SKS-F0 RW2 | Pure white / PC | 6460335 | 6117 11 1 | | 53 | SKS-FS3 ROR2 | Orange / PC | 5670957 | 6119 87 0 | | 60 |
| SKS-F0 RW3 | Pure white / PC | 6189076 | 6117 12 3 | | 53 | SKS-FS3 ROR3 | Orange / PC | 5671015 | 6119 88 2 | | 60 |
| SKS-F0 SRO1 | Signal red / PC | 6460274 | 6117 10 8 | | 53 | SKS-FS3 RW2 | Pure white / PC | 5670926 | 6119 86 8 | | 60 |
| SKS-F0 SRO2 | Signal red / PC | 6189014 | 6117 11 7 | | 53 | SKS-FS3 RW3 | Pure white / PC | 5671008 | 6119 88 0 | | 60 |
| SKS-F0 SRO3 | Signal red / PC | 6189618 | 6117 12 9 | | 53 | SKS-FS3 SRO2 | Signal red / PC | 5670971 | 6119 87 4 | | 60 |
| SKS-F0 SWGR1 | Black-grey / PC | 5700944 | 6117 10 9 | | 53 | SKS-FS3 SRO3 | Signal red / PC | 5671039 | 6119 88 6 | | 60 |
| SKS-F0 SWGR2 | Black-grey / PC | 5433552 | 6117 11 8 | | 53 | SKS-FS3 SWGR2 | Black-grey / PC | 5670988 | 6119 87 6 | | 60 |
| SKS-F0 SWGR3 | Black-grey / PC | 5433569 | 6117 13 0 | | 53 | SKS-FS3 SWGR3 | Black-grey / PC | 5671046 | 6119 88 8 | | 60 |
| SKS-F3 AL1 | Aluminium painted / PC | 6213856 | 6117 14 8 | | 53 | STA-SKS S1 SW | Black | 5438090 | 6117 19 2 | | 60 |
| SKS-F3 AL2 | Aluminium painted / PC | 6213917 | 6117 15 9 | | 53 | STA-SKS S1 W | White | 5483571 | 6117 19 3 | | 60 |
| SKS-F3 AL3 | Aluminium painted / PC | 6213979 | 6117 17 0 | | 53 | STA-SKS SU1 SW | Black | 5670933 | 6117 19 6 | | 61 |
| SKS-F3 MZGN1 | Mint green / PC | 6287291 | 6117 14 4 | | 53 | STA-SKS SU1 W | White | 5670940 | 6117 19 7 | | 61 |
| SKS-F3 MZGN2 | Mint green / PC | 6637218 | 6117 15 5 | | 53 | ST-F GST18i3p SW | Black | 5273530 | 6108 05 0 | | 110 |
| SKS-F3 MZGN3 | Mint green / PC | 6461356 | 6117 16 6 | | 53 | ST-F GST18i3p W | White | 5273547 | 6108 05 1 | | 110 |
| SKS-F3 ROR1 | Orange / PC | 6189854 | 6117 14 2 | | 53 | ST-S GST18i3p SW | Black | 5273608 | 6108 05 4 | | 110 |
| SKS-F3 ROR2 | Orange / PC | 6538690 | 6117 15 3 | | 53 | ST-S GST18i3p W | White | 5273646 | 6108 05 5 | | 110 |
| SKS-F3 ROR3 | Orange / PC | 6461233 | 6117 16 4 | | 53 | ST-S GST18i5p SW | Black | 5273707 | 6108 07 0 | | 111 |
| SKS-F3 RW1 | Pure white / PC | 6189793 | 6117 14 0 | | 53 | TA-B AL0.5 | Aluminium painted | 5276050 | 6117 67 1 | | 64 |
| SKS-F3 RW2 | Pure white / PC | 6460632 | 6117 15 1 | | 53 | TA-B AL1 | Aluminium painted | 5623816 | 6117 67 4 | | 64 |
| SKS-F3 RW2 | Pure white / PC | 6460632 | 6117 15 1 | | 53 | TA-B RW0.5 | Pure white | 5276043 | 6117 67 0 | | 64 |
| SKS-F3 RW3 | Pure white / PC | 6461110 | 6117 16 2 | | 53 | TA-B RW1 | Pure white | 5623809 | 6117 67 3 | | 64 |
| SKS-F3 SRO1 | Signal red / PC | 6287536 | 6117 14 6 | | 53 | TA-B SWGR0.5 | Black-grey | 5701156 | 6117 66 8 | | 64 |
| SKS-F3 SRO2 | Signal red / PC | 6461059 | 6117 15 7 | | 53 | TA-B SWGR1 | Black-grey | 5701323 | 6117 66 9 | | 64 |
| SKS-F3 SRO3 | Signal red / PC | 6461530 | 6117 16 8 | | 53 | TAE-6F AL1 | Aluminium painted | 6215959 | 6117 43 0 | | 70 |
| SKS-F3 SWGR1 | Black-grey / PC | 5700968 | 6117 14 7 | | 53 | TAE-6F RW1 | Pure white | 6215713 | 6117 42 8 | | 70 |
| SKS-F3 SWGR2 | Black-grey / PC | 5700975 | 6117 15 8 | | 53 | TA-K AL0.5 | Aluminium painted | 5405993 | 6117 67 9 | | 64 |
| SKS-F3 SWGR3 | Black-grey / PC | 5700982 | 6117 16 9 | | 53 | TA-K RW0.5 | Pure white | 5405962 | 6117 67 8 | | 64 |
| SKS-FC0 AL1 | Aluminium painted / PC | 5364191 | 6106 67 9 | | 54 | | | | | | |
| SKS-FC0 AL2 | Aluminium painted / PC | 5364269 | 6106 68 9 | | 54 | | | | | | |

Type listing

Structure of the EAN number: Country code 40

Manufacturer code 1219 (for articles beginning with 0: 1010)

Individual EAN-C 5647589

| Type | Dimensions/Colour/Div. | EAN-C. | Art. no. | Price | Page | Type | Dimensions/Colour/Div. | EAN-C. | Art. no. | Price | Page |
|-----------------|------------------------|---------|-----------|---------------|------|---------------|------------------------|---------|-----------|-------|------|
| TA-K SWGR0.5 | Black-grey | 5701347 | 6117 67 7 | /pc. | 64 | VB-T GST18i3p | Black | 5273776 | 6108 08 4 | /pc. | 111 |
| TA-NA AL0.5 | Aluminium painted | 5276104 | 6117 67 6 | | 64 | VH-4 3SD1C16 | Graphite black/ PA | 5125075 | 6109 80 4 | | 98 |
| TA-NA RW0.5 | Pure white | 5276067 | 6117 67 5 | | 64 | VH-4 3SF1C16 | Graphite black/ PA | 5125099 | 6109 80 8 | | 98 |
| TA-NA SWGR0.5 | Black-grey | 5701330 | 6117 67 2 | | 64 | VH-4 4SD | Graphite black/ PA | 5125044 | 6109 80 2 | | 98 |
| TD-AB21 AL0.5 | Aluminium painted | 5675341 | 6117 55 2 | | 67 | VH-4 4SF | Graphite black/ PA | 5125082 | 6109 80 6 | | 98 |
| TD-AB21 RW0.5 | Pure white | 5675297 | 6117 54 8 | | 67 | VH-4 LG | Graphite black/ PA | 5125037 | 6109 80 0 | | 98 |
| TD-AB21 SWGR0.5 | Black-grey | 5675303 | 6117 55 0 | | 67 | VH-4 TW | Graphite black/ PVC | 5125266 | 6109 83 2 | | 100 |
| TD-AN21 AL0.5 | Aluminium painted | 5675280 | 6117 54 4 | | 67 | VH-4L 3SD1C16 | Graphite black/ PA | 5125143 | 6109 81 4 | | 99 |
| TD-AN21 RW0.5 | Pure white | 5675242 | 6117 54 0 | | 67 | VH-4L 3SF1C16 | Graphite black/ PA | 5125167 | 6109 81 8 | | 99 |
| TD-AN21 SWGR0.5 | Black-grey | 5675273 | 6117 54 2 | | 67 | | | | | | |
| TG-UP80M1 | Transparent | 5438229 | 6119 93 4 | | 83 | VH-4L 4SD | Graphite black/ PA | 5125136 | 6109 81 2 | | 98 |
| TG-UP80M1S | Transparent | 5523024 | 6119 93 6 | | 83 | VH-4L 4SF | Graphite black/ PA | 5125150 | 6109 81 6 | | 99 |
| TG-UPM1 | Transparent | 5406341 | 6119 95 5 | | 84 | VH-4L LG | Graphite black/ PA | 5125105 | 6109 81 0 | | 98 |
| TG-UPM2 | Transparent | 5406358 | 6119 95 6 | | 85 | VH-8 LG | Graphite black/ PA | 5287391 | 6109 82 1 | | 99 |
| TG-UPM3 | Transparent | 5406365 | 6119 95 7 | | 86 | VH-8 LG8P2 | Graphite black/ PA | 5125198 | 6109 82 0 | | 99 |
| | | | | | | VH-8 TW | Graphite black/ PVC | 5125440 | 6109 86 2 | | 100 |
| UG 60 D | Black 40/ PS | 5000204 | 2003 01 5 | price/100 pc. | 82 | VH-8L LG | Graphite black/ PA | 5125211 | 6109 82 5 | | 99 |
| UG 60 SD | Red/ PE | 5029298 | 2003 31 7 | | 82 | VHF-8 LG | Graphite black/ PA | 5125204 | 6109 82 2 | | 103 |
| UG 60 VD | Black 60/ PS | 5002314 | 2003 01 9 | | 82 | VH-F80 | / St | 5287407 | 6109 83 1 | | 100 |
| | | | | | | VHF-8L LG | Graphite black/ PA | 5125228 | 6109 82 7 | | 103 |
| UG-UPM1 | Natural | 5406075 | 6119 94 0 | /pc. | 84 | VHF-AE4TE | | 5125341 | 6109 85 0 | | 104 |
| UG-UPM2 | Natural | 5406082 | 6119 94 1 | | 85 | VHF-F100 | / St | 5125259 | 6109 83 0 | | 103 |
| UG-UPM3 | Natural | 5406112 | 6119 94 3 | | 86 | VHF-P1 | Rapeseed yellow/ PVC | 5125532 | 6109 86 8 | | 104 |
| | | | | | | VHF-P10 | Rapeseed yellow/ PVC | 5125457 | 6109 86 3 | | 103 |
| ÜSM-A | | 5080886 | 5092 45 1 | | 56 | VHF-P11 | Rapeseed yellow/ PVC | 5125464 | 6109 86 4 | | 104 |
| ÜSM-A | | 5080886 | 5092 45 1 | | 61 | VHF-P3 | Rapeseed yellow/ PVC | 5125501 | 6109 86 5 | | 104 |
| ÜSM-A | | 5080886 | 5092 45 1 | | 69 | VHF-P6 | Rapeseed yellow/ PVC | 5125525 | 6109 86 7 | | 104 |
| ÜSS 45-A-ALU | Aluminium painted | 5006220 | 6117 46 7 | | 69 | VHF-P7 | Rapeseed yellow/ PVC | 5477440 | 6109 87 8 | | 104 |
| ÜSS 45-A-RW | Pure white | 6117611 | 6117 46 5 | | 69 | VHF-P8 | Rapeseed yellow/ PVC | 5477457 | 6109 87 9 | | 104 |
| ÜSS 45-O-ALU | Aluminium painted | 5006213 | 6117 47 5 | | 69 | VHF-P9 | Rapeseed yellow/ PVC | 5125518 | 6109 86 6 | | 104 |
| ÜSS 45-O-RW | Pure white | 6117673 | 6117 47 3 | | 69 | VHF-T1 | / St | 5125372 | 6109 85 2 | | 105 |
| UVS-6S2 | / ST | 5122265 | 6108 00 0 | | 109 | VHF-T2 | / St | 5125389 | 6109 85 4 | | 105 |
| UVS-6S2SA | / ST | 5522997 | 6108 01 2 | | 109 | VHF-TW | Graphite black/ PVC | 5125396 | 6109 86 0 | | 103 |
| UVS-6S6W2 | / ST | 5122289 | 6108 01 0 | | 109 | VHF-TW L | Graphite black/ PVC | 5125402 | 6109 86 1 | | 103 |
| UVS-6S6W2SA | / ST | 5523017 | 6108 01 6 | | 109 | VH-K800 | / St | 5125549 | 6109 87 0 | /m | 100 |
| UVS-6W2 | / ST | 5122272 | 6108 00 5 | | 109 | VH-K800 | / St | 5125549 | 6109 87 0 | | 103 |
| UVS-6W2SA | / ST | 5523000 | 6108 01 4 | | 109 | VH-P1 | Rapeseed yellow/ PA | 5125334 | 6109 84 2 | /pc. | 101 |
| | | | | | | VH-P2 | Rapeseed yellow/ PA | 5125273 | 6109 83 4 | | 100 |
| VB-3 GST18i3p | Black | 5273721 | 6108 08 0 | | 110 | VH-P3 | Rapeseed yellow/ PA | 5125310 | 6109 83 8 | | 101 |
| VB-5 GST18i3p | Black | 5273769 | 6108 08 2 | | 111 | VH-P4 | Rapeseed yellow/ PA | 5125327 | 6109 84 0 | | 100 |
| VB-SKS S | Black | 5438113 | 6117 19 8 | | 61 | VH-P5 | Rapeseed yellow/ PA | 5125280 | 6109 83 6 | | 100 |
| | | | | | | VH-P7 | Rapeseed yellow/ PA | 5428459 | 6109 83 9 | | 101 |

07 EGS_Katalog_2010_Neuer_Stand / en / 28/01/2010 (LLEXP00938)

| Type | Dimensions/Colour/Div. | EAN-C. | Art. no. | Price | Page | Type | Dimensions/Colour/Div. | EAN-C. | Art. no. | Price | Page |
|-----------------|------------------------|---------|-----------|-------|------|----------------|------------------------|---------|-----------|-------|------|
| | | | | /pc. | | | | | | /pc. | |
| VL-3Q1.5 1 SW | | 5122326 | 6108 10 0 | | 112 | VL-3Q2.5 H3 SW | | 5124382 | 6108 45 2 | | 113 |
| VL-3Q1.5 1 W | | 5122692 | 6108 12 5 | | 112 | VL-3Q2.5 H3 W | | 5124788 | 6108 47 7 | | 113 |
| VL-3Q1.5 10 SW | | 5122500 | 6108 10 9 | | 112 | VL-3Q2.5 H4 SW | | 5124429 | 6108 45 3 | | 113 |
| VL-3Q1.5 10 W | | 5122876 | 6108 13 4 | | 112 | VL-3Q2.5 H4 W | | 5124795 | 6108 47 8 | | 113 |
| VL-3Q1.5 11 SW | | 5122517 | 6108 11 0 | | 112 | | | | | | |
| VL-3Q1.5 11 W | | 5122883 | 6108 13 5 | | 112 | | | | | | |
| VL-3Q1.5 12 SW | | 5122524 | 6108 11 1 | | 112 | | | | | | |
| VL-3Q1.5 12 W | | 5122920 | 6108 13 6 | | 112 | | | | | | |
| VL-3Q1.5 13 SW | | 5122562 | 6108 11 2 | | 112 | | | | | | |
| VL-3Q1.5 13 W | | 5122937 | 6108 13 7 | | 112 | | | | | | |
| VL-3Q1.5 14 SW | | 5122579 | 6108 11 3 | | 112 | | | | | | |
| VL-3Q1.5 14 W | | 5122944 | 6108 13 8 | | 112 | | | | | | |
| VL-3Q1.5 15 SW | | 5122586 | 6108 11 4 | | 112 | | | | | | |
| VL-3Q1.5 15 W | | 5122982 | 6108 13 9 | | 112 | | | | | | |
| VL-3Q1.5 2 SW | | 5122333 | 6108 10 1 | | 112 | | | | | | |
| VL-3Q1.5 2 W | | 5122708 | 6108 12 6 | | 112 | | | | | | |
| VL-3Q1.5 3 SW | | 5122340 | 6108 10 2 | | 112 | | | | | | |
| VL-3Q1.5 3 W | | 5122746 | 6108 12 7 | | 112 | | | | | | |
| VL-3Q1.5 4 SW | | 5122388 | 6108 10 3 | | 112 | | | | | | |
| VL-3Q1.5 4 W | | 5122753 | 6108 12 8 | | 112 | | | | | | |
| VL-3Q1.5 5 SW | | 5122395 | 6108 10 4 | | 112 | | | | | | |
| VL-3Q1.5 5 W | | 5122760 | 6108 12 9 | | 112 | | | | | | |
| VL-3Q1.5 6 SW | | 5122401 | 6108 10 5 | | 112 | | | | | | |
| VL-3Q1.5 6 W | | 5122807 | 6108 13 0 | | 112 | | | | | | |
| VL-3Q1.5 7 SW | | 5122449 | 6108 10 6 | | 112 | | | | | | |
| VL-3Q1.5 7 W | | 5122814 | 6108 13 1 | | 112 | | | | | | |
| VL-3Q1.5 8 SW | | 5122456 | 6108 10 7 | | 112 | | | | | | |
| VL-3Q1.5 8 W | | 5122821 | 6108 13 2 | | 112 | | | | | | |
| VL-3Q1.5 9 SW | | 5122463 | 6108 10 8 | | 112 | | | | | | |
| VL-3Q1.5 9 W | | 5122869 | 6108 13 3 | | 112 | | | | | | |
| VL-3Q2.5 1 SW | | 5123064 | 6108 15 0 | | 112 | | | | | | |
| VL-3Q2.5 1 W | | 5123422 | 6108 17 5 | | 113 | | | | | | |
| VL-3Q2.5 10 SW | | 5123248 | 6108 15 9 | | 112 | | | | | | |
| VL-3Q2.5 10 W | | 5123552 | 6108 18 4 | | 113 | | | | | | |
| VL-3Q2.5 11 SW | | 5123286 | 6108 16 0 | | 112 | | | | | | |
| VL-3Q2.5 11 W | | 5123569 | 6108 18 5 | | 113 | | | | | | |
| VL-3Q2.5 12 SW | | 5123293 | 6108 16 1 | | 112 | | | | | | |
| VL-3Q2.5 12 W | | 5123576 | 6108 18 6 | | 113 | | | | | | |
| VL-3Q2.5 13 SW | | 5123309 | 6108 16 2 | | 112 | | | | | | |
| VL-3Q2.5 13 W | | 5123590 | 6108 18 7 | | 113 | | | | | | |
| VL-3Q2.5 14 SW | | 5123347 | 6108 16 3 | | 112 | | | | | | |
| VL-3Q2.5 14 W | | 5123606 | 6108 18 8 | | 113 | | | | | | |
| VL-3Q2.5 15 SW | | 5123354 | 6108 16 4 | | 112 | | | | | | |
| VL-3Q2.5 15 W | | 5123613 | 6108 18 9 | | 113 | | | | | | |
| VL-3Q2.5 2 SW | | 5123101 | 6108 15 1 | | 112 | | | | | | |
| VL-3Q2.5 2 W | | 5123453 | 6108 17 6 | | 113 | | | | | | |
| VL-3Q2.5 3 SW | | 5123118 | 6108 15 2 | | 112 | | | | | | |
| VL-3Q2.5 3 W | | 5123460 | 6108 17 7 | | 113 | | | | | | |
| VL-3Q2.5 4 SW | | 5123125 | 6108 15 3 | | 112 | | | | | | |
| VL-3Q2.5 4 W | | 5123477 | 6108 17 8 | | 113 | | | | | | |
| VL-3Q2.5 5 SW | | 5123163 | 6108 15 4 | | 112 | | | | | | |
| VL-3Q2.5 5 W | | 5123484 | 6108 17 9 | | 113 | | | | | | |
| VL-3Q2.5 6 SW | | 5123170 | 6108 15 5 | | 112 | | | | | | |
| VL-3Q2.5 6 W | | 5123514 | 6108 18 0 | | 113 | | | | | | |
| VL-3Q2.5 7 SW | | 5123187 | 6108 15 6 | | 112 | | | | | | |
| VL-3Q2.5 7 W | | 5123521 | 6108 18 1 | | 113 | | | | | | |
| VL-3Q2.5 8 SW | | 5123224 | 6108 15 7 | | 112 | | | | | | |
| VL-3Q2.5 8 W | | 5123538 | 6108 18 2 | | 113 | | | | | | |
| VL-3Q2.5 9 SW | | 5123231 | 6108 15 8 | | 112 | | | | | | |
| VL-3Q2.5 9 W | | 5123545 | 6108 18 3 | | 113 | | | | | | |
| VL-3Q2.5 H1 SW | | 5124368 | 6108 45 0 | | 113 | | | | | | |
| VL-3Q2.5 H1 W | | 5124733 | 6108 47 5 | | 113 | | | | | | |
| VL-3Q2.5 H10 SW | | 5124542 | 6108 45 9 | | 113 | | | | | | |
| VL-3Q2.5 H10 W | | 5124894 | 6108 48 4 | | 113 | | | | | | |
| VL-3Q2.5 H11 SW | | 5124559 | 6108 46 0 | | 113 | | | | | | |
| VL-3Q2.5 H11 W | | 5124900 | 6108 48 5 | | 113 | | | | | | |
| VL-3Q2.5 H12 SW | | 5124566 | 6108 46 1 | | 113 | | | | | | |
| VL-3Q2.5 H12 W | | 5124917 | 6108 48 6 | | 113 | | | | | | |
| VL-3Q2.5 H13 SW | | 5124603 | 6108 46 2 | | 113 | | | | | | |
| VL-3Q2.5 H13 W | | 5124924 | 6108 48 7 | | 113 | | | | | | |
| VL-3Q2.5 H14 SW | | 5124610 | 6108 46 3 | | 113 | | | | | | |
| VL-3Q2.5 H14 W | | 5124955 | 6108 48 8 | | 113 | | | | | | |
| VL-3Q2.5 H15 SW | | 5124627 | 6108 46 4 | | 113 | | | | | | |
| VL-3Q2.5 H15 W | | 5124962 | 6108 48 9 | | 113 | | | | | | |
| VL-3Q2.5 H2 SW | | 5124375 | 6108 45 1 | | 113 | | | | | | |
| VL-3Q2.5 H2 W | | 5124740 | 6108 47 6 | | 113 | | | | | | |

Discount groups

| | | | |
|----------|--|------------|--|
| A | EGS device systems | N | Steel, impu, Siko needles |
| B | Lightning protection components | Q | Quick® clips |
| C | Switch range, wet room range UP, hospital systems | R | RKS Rational cable tray system |
| D | Electronic devices, radio systems, Deskboxes | T | Support clamp systems |
| E | Connection and fastening systems | U | Underfloor systems |
| F | Fire protection systems | V | Threaded joints + insulating accessories |
| G | Surge protection, devices, chemical articles | W | Threaded joints + brass accessories |
| H | Screws | X | BKK Cable tray systems |
| I | Plastic line routing trunking, wiring trunking | Z | Shipbuilding systems |
| J | Skirting board ducts, floor duct | Ö | OBO BUS system |
| K | Cable tray, cable ladders, AZ small ducts | Ö01 | Cast aluminium range |
| L | Wall trunking bases, metal cable routing trunking, service poles | | |
| M | Concealed and cavity wall systems | | |



Terms and conditions of sale and delivery

of OBO BETTERMANN GmbH & Co. KG, OBO BETTERMANN Projekt und Systemtechnik GmbH and OBO Befestigungselemente GmbH, Menden.

1. Unsere Lieferungen und Leistungen erfolgen ausschließlich aufgrund dieser Geschäftsbedingungen. Dazu gehören auch unsere Zusatzbedingungen für Kabelträgergeschäfte, Geschäfts- und Einkaufsbedingungen des Auftraggebers sind nur wirksam, wenn wir sie schriftlich anerkennen. Unsere Angebote sind freibleibend, es handelt sich lediglich um Aufforderungen zur Abgabe von Offerten. Sämtliche Abschlüsse und Vereinbarungen sind für uns erst mit unserer schriftlichen Bestätigung oder Rechnungserteilung verbindlich, und zwar auch solche mit unseren Angestellten und Vertretern. Das gilt auch für Abrechnungen des vereinbarten Formzwanges.

2. Die zum Angebot gehörenden Unterlagen wie Abbildungen, Prospekte, Zeichnungen, Maße, Belastbarkeitswerte und Gewichtangaben sind nur annähernd maßgebend, soweit sie nicht ausdrücklich als verbindlich bezeichnet sind. Muster sind unverbindliche Ansichtsmuster. Bei einem Kauf nach Muster sind Abweichungen vorbehalten, die branchenüblich sind oder im Rahmen der normalen Fertigung liegen. Die Eigenschaften des Modells werden nicht als Beschaffenheit der Sache garantiert, es sei denn, dass anderes in der Auftragsbestätigung ausdrücklich bestimmt ist. Muster sind spätestens innerhalb von vier Wochen in einwandfreiem Zustand an uns zurückzugeben. Erfolgt die Rückgabe nicht innerhalb dieser Zeit oder nicht ordnungsgemäß, sind wir berechtigt, für das Muster den Kaufpreis gemäß aktueller Preisliste zu berechnen. Alle Angaben über unsere Produkte, insbesondere die in unseren Angeboten und Druckschriften enthaltenen Abbildungen, Zeichnungen, Gewichts-, Maß- und Leistungsangaben, sind als annähernd zu betrachtende Durchschnittswerte anzusehen und stellen keine Beschaffenheitsgarantie dar.

Bei Fertigung nach Kundenzeichnungen, Mustern und sonstigen Anweisungen des Kunden übernehmen wir für die Funktionstauglichkeit des Produktes und für sonstige Mängel, soweit diese Umstände auf Kundenanweisungen beruhen, keine Gewähr und keine Haftung. Der Kunde stellt uns von etwaigen Ansprüchen Dritter, auch aus Produkthaftung gegen uns wegen durch die Ware verursachten Schäden, frei, es sei denn, dass wir den Schaden vorsätzlich oder grob fahrlässig verursacht haben. Der Kunde übernimmt uns gegenüber die Gewähr, dass die Herstellung und Lieferung der nach seinen Anweisungen gefertigten Ware keine Schutzrechte Dritter verletzt. Im Fall der Geltendmachung von Schutzrechten uns gegenüber sind wir ohne rechtliche Prüfung der etwaigen Ansprüche Dritter berechtigt, nach Anhörung des Kunden vom Vertrag zurückzutreten, es sei denn, dass der Dritte die Geltendmachung der Schutzrechte innerhalb von acht Tagen durch schriftliche Erklärung uns gegenüber zurückzieht. Der Kunde hat uns durch die Geltendmachung der Schutzrechte etwa entstandene Schäden zu ersetzen. Im Fall des Rücktritts sind die von uns bisher geleisteten Arbeiten zu vergüten. Weitergehende Rechte nach den gesetzlichen Bestimmungen bleiben unberührt.

Die für die Durchführung des Auftrages von uns gefertigten Formen, Werkzeuge und Konstruktionsunterlagen sind ausschließlich unser Eigentum. Ansprüche hierauf stehen dem Kunden nicht zu, auch wenn er sich an den Kosten der Herstellung von Formen, Werkzeugen und Konstruktionsunterlagen beteiligt hat, es sei denn, dass ausdrücklich anderes vereinbart worden ist.

3. Verpackung, Versandweg und auch Transportmittel sind mangels besonderer Vereinbarungen unserer Wahl überlassen. Sie werden jeweils zum Selbstkostenpreis berechnet, Kisten nehmen wir bei frachtfreier Rücksendung, wenn solche unbeschädigt sind, zu 2/3 des berechneten Betrages zurück. Die zum Transport verwendeten Einweg- oder Poolpaletten sind bei Übernahme auszutauschen oder zurückzusenden. Lagermäßig geführte und in der Liste ausgewiesene kleinste Verpackungseinheiten können aus Rationalisierungsgründen nicht angebrochen werden. Bei Bestellung abweichender Stückzahlen wird die nächstliegende Verpackungseinheit geliefert.

Über- und Unterlieferungen, insbesondere bei auftragsbezogener Fertigung, behalten wir uns im marktüblichen Rahmen bzw. dem nationalen oder internationalen Standard entsprechend vor. Bei der Forderung nach exakter Mengeneinhaltung ist ein ausdrücklicher Hinweis erforderlich, der bestätigt werden muss.

Rahmen- und Abrufaufträge verpflichten den Kunden zur Abnahme der dem Rahmen-/Abrufauftrag zu Grunde liegenden Gesamtmenge. Soweit sich aus dem Vertrag keine bestimmten Abrufaufträge ergeben, ist die gesamte Menge des Rahmen-/Abrufauftrages innerhalb von zwölf Monaten abzurufen. Werden vom Kunden Abruftermine nicht eingehalten, so sind wir berechtigt, vier Wochen nach schriftlicher Ankündigung unter Hinweis auf die Folgen des unterbliebenen Abrufes die Gesamtmenge vollständig zu liefern und zu berechnen. Unsere Rechte aus einem Verzug des Kunden bleiben unberührt.

4. Unsere Preise verstehen sich, falls nichts anderes vereinbart ist, ab Werk und schließen Verpackung und Versicherung nicht ein. Zu unseren Preisen kommt die am Tage der Auslieferung gültige Mehrwertsteuer hinzu. Der Abnehmer versichert die Richtigkeit seiner UST-Ident.-Nr., die er uns unverzüglich ohne Aufforderung mitteilt. Er verpflichtet sich, jede Änderung seines Namens, seiner Anschrift und seiner UST-Ident.-Nr. sowohl uns als auch der für ihn zuständigen Inlands-Finanzbehörde unverzüglich mitzuteilen.

Eine Frankolieferung, d.h. fracht- und verpackungsfreie Lieferung innerhalb Deutschlands, erfolgt ab einem Nettoauftragswert von € 1.200,- frei Haus. Für Kleinbestellungen unter € 100,- (netto ohne Mehrwertsteuer) berechnen wir einen Mindermengenzuschlag von € 10,- (netto) per Auftrag. Mit der Übergabe der Lieferungen und Leistungen an einen Spediteur oder Frachtführer, spätestens mit dem Verlassen unseres Lagers oder des Lieferwerkes geht die Gefahr, auch bei Lieferungen frei Bestimmungsort, auf den Empfänger über.

5. Lieferfristen und Liefertermine gelten nur annähernd, es sei denn, dass wir diese schriftlich und ausdrücklich als verbindlich bezeichnet haben. Lieferfristen beginnen mit dem Zugang unserer Auftragsbestätigung, jedoch nicht vor Klärstellung aller Ausführungs Einzelheiten, und verstehen sich ab Lieferort. Ein Rücktritt des Kunden ist nur nach Setzung einer angemessenen Nachfrist möglich. Teillieferungen bleiben vorbehalten. Schadens- und Aufwendungsersatzansprüche - gleich aus welchem Grund - bestehen nur nach Maßgabe der Regelungen in Ziff. 10.

Ereignisse, die wir im Rahmen eines üblichen Betriebsrisikos nicht zu vertreten haben und die uns die Lieferung wesentlich erschweren oder unmöglich machen, berechtigen uns, die Lieferung um die Dauer der Behinderung und einer angemessenen Anlaufzeit hinauszuschieben oder wegen des noch nicht erfüllten Teils vom Vertrag zurückzutreten.

Der Käufer kann von uns die Erklärung verlangen, ob wir innerhalb einer angemessenen Frist liefern oder ob wir zurücktreten wollen. Erklären wir uns nicht, so kann der Käufer zurücktreten. Die von uns gegenüber dem Käufer abgegebene Erklärung gilt als ausreichender Beweis, dass wir an der Belieferung behindert sind.

Die Lieferfrist verlängert sich bei Maßnahmen im Rahmen von Arbeitskämpfen, Streik und Aussperrung, behördlichen Anordnungen, Materialbeschaffungsschwierigkeiten, Ausschuss oder Nachbearbeitung, Betriebsstörungen und Personalmangel und Mangel an Transportmitteln sowie insgesamt beim Eintritt von unvorhergesehenen Ereignissen, auf welche wir keinen Einfluss haben, entsprechend der Dauer dieser Ereignisse.

6. Zahlungen sind bei Rechnungserhalt mit 3 % Skonto innerhalb von 10 Tagen, nach 30 Tagen ab Rechnungsdatum netto zu leisten. Montageleistungen bzw. sämtliche Lohnarbeiten sind ohne Skontoabzug innerhalb von 10 Tagen zu zahlen. Bei unbaren Zahlungen gilt der Tag der Gutschriftsanzeige als Zahlungseingang. Eingehende Zahlungen sind stets zunächst auf Kosten, dann auf Zinsen und sodann auf die älteste Schuld anzurechnen. Schecks und Wechsel werden nur zahlungshalber angenommen. Die Zahlung durch Wechsel unterliegt vorheriger gesonderter und schriftlicher Vereinbarung, wobei alle Wechsel-Kosten zu Lasten des Kunden gehen und kein Skonto gewährt werden kann. Dem Kunden steht - gleich aus welchem Rechtsgrund - ein Leistungsverweigerungs- oder Zurückbehaltungsrecht nicht zu, sofern wir seinen Anspruch nicht zuvor schriftlich anerkannt haben oder dieser Anspruch rechtskräftig festgestellt ist.

Eine Aufrechnung seitens des Kunden ist nur dann möglich, wenn seine Forderung rechtskräftig festgestellt oder unstreitig ist bzw. wenn sie von uns schriftlich anerkannt ist.

7. Die von uns gelieferten Waren bleiben unser Eigentum, bis unsere sämtlichen Forderungen aus allen Geschäften mit dem Kunden befriedigt sind - Kontokorrentklausel - und in Zahlung gegebene Wechsel oder Schecks vom Kunden eingelöst sind.

Die Be- und Verarbeitung der Vorbehaltsware erfolgt für uns als Hersteller im Sinne des § 950 BGB, ohne uns zu verpflichten. Wenn unsere Vorbehaltsware als Hauptsache anzusehen ist oder die Hauptsache im Eigentum des Kunden steht, geht das an der neuen Sache entstehende Eigentum mit seiner Entstehung in vollem Umfang auf uns über. In sonstigen Fällen erwerben wir Miteigentum an der neuen Sache, und zwar nach dem Verhältnis des Verkaufswertes unserer Vorbehaltsware zu den anderen für die neue Sache verwandten Waren im Zeitpunkt der Verarbeitung, Vermischung, Verbindung oder Vermengung. Der Kunde nimmt unser Eigentum oder Miteigentum für uns unentgeltlich in Verwahrung, es wird wie Vorbehaltsware behandelt.

Vor Eigentumsübergang darf unsere Ware ohne vorherige Zustimmung weder verpfändet noch zur Sicherheit übereignet werden. Ferner sind die Geltendmachung von Rechten Dritter an der Ware oder Pfändungen uns sofort mitzuteilen und uns alle für eine Intervention notwendigen Angaben zu machen und Urkunden auszuhandigen, andernfalls hat der Kunde unseren Schaden zu tragen. Im letzteren Fall werden außerdem unsere gesamten

Forderungen gegen den Kunden sofort fällig.

Der Kunde ist berechtigt, unsere Vorbehaltsware im Rahmen eines ordnungsgemäßen Geschäftsganges zu veräußern bzw. zu verwenden unter der Voraussetzung, dass tatsächlich ein Forderungsübergang nach Ziff. 8 stattfindet. Die Berechtigung erlischt, sofern der Kunde seinen Zahlungsverpflichtungen uns gegenüber nicht pünktlich nachkommt oder bei ihm Scheck- oder Wechselproteste vorkommen oder er seine Zahlungen einstellt. In diesem Fall sind wir berechtigt, die Waren vorläufig auf Kosten des Kunden wieder an uns zu nehmen und außerdem nach erfolgter Mahnung die Ware nach unserem pflichtgemäßen Ermessen zu verwerten. Wir werden dem Kunden alsdann eine entsprechende Gutschrift erteilen.

8. Werden unsere Waren vor Bezahlung unserer Forderung veräußert, ist der Kunde verpflichtet, unsere Eigentumsrechte bis zur vollständigen Bezahlung der Waren durch seinen Abnehmer diesem gegenüber vorzubehalten. Die durch den Weiterverkauf entstehende Forderung gegen den Abnehmer wird hiermit ebenso wie sonstige Neben- oder Sicherungsrechte des Kunden aus dem Verkauf sowie etwaige Ersatzansprüche bei Beschädigung oder Zerstörung unseres Vorbehalts Eigentums, worunter auch die an seine Stelle tretende Versicherungssumme fällt, an uns abgetreten. Wir nehmen diese Abtretung hiermit an. Soweit unser Miteigentum veräußert wird, erstreckt sich die Abtretung der Forderungen auf den Betrag, der unserem Anteilswert entspricht. Auf Verlangen hat uns der Kunde seine Abnehmer mitzuteilen und diesen die Abtretung anzuzeigen sowie uns alle zur Geltendmachung der Rechte erforderlichen Urkunden auszuhandigen.

Solange der Kunde uns gegenüber seine vertraglichen Verpflichtungen pünktlich erfüllt, ist er ermächtigt, die abgetretenen Forderungen einzuziehen. Er hat die für uns eingezogenen Beträge gesondert zu verwahren und sofort an uns abzuführen, sobald und soweit unsere Forderungen fällig werden. Die Ermächtigung erlischt bei einem Scheck- oder Wechselprotest des Kunden oder endgültiger Zahlungseinstellung des Kunden. Der Kunde hat die Kosten einer etwaigen Intervention gegen Dritte zu tragen und sie auf Verlangen vorzuschießen.

Wenn unsere Sicherung durch den Eigentumsvorbehalt und die Vorausabtretung die zu sichernden Forderungen um mehr als 20 % übersteigt, sind wir verpflichtet, auf Verlangen des Kunden bezahlte Lieferungen nach unserer Wahl freizugeben. Mit Tilgung aller unserer Forderungen gegen den Kunden gehen abgetretene Forderungen auf den Kunden über.

9. Beanstandungen, die sich auf offensichtliche und bei sorgfältiger Prüfung erkennbare Mängel über Umfang oder Qualität unserer Lieferungen und Leistungen beziehen, müssen unverzüglich, spätestens innerhalb einer Ausschlussfrist von acht Tagen nach Eintreffen der Ware beim Kunden und bei dem von ihm Benannten, schriftlich bei uns, nicht bei unseren Vertretern, eingegangen sein. Geringe Abweichungen in den Dimensionen und Ausführungen im Rahmen der technisch vorgegebenen Toleranzen berechtigen nicht zu Reklamationen. Die Rücksendung etwa beanstandeter Ware hat nur nach unserer vorherigen schriftlichen Einwilligung zu erfolgen. Bei berechtigter und fristgemäßer Mängelrüge beheben wir den Mangel im Wege der Nacherfüllung nach unserer Wahl durch die Beseitigung des Mangels, die Lieferung einer mangelfreien Sache oder gewähren eine Gutschrift über den berechneten Minderwert.

Wir sind berechtigt, nach den gesetzlichen Bestimmungen eine Nacherfüllung zu verweigern. Im Fall der Verweigerung der Nacherfüllung, des Fehlschlagens oder ihrer Unzumutbarkeit für den Kunden, ist dieser zum Rücktritt gemäß den Bestimmungen der folgenden Sätze berechtigt. Zum Rücktritt vom Vertrag - soweit ein Rücktritt nicht gesetzlich ausgeschlossen ist - ist der Kunde erst nach erfolglosem Ablauf einer von ihm gesetzlich angemessenen Frist zur Nacherfüllung berechtigt, es sei denn, die Frist wäre nach den gesetzlichen Bestimmungen entbehrlich (§§ 281 Abs. 2, 323 Abs. 2, 440, 441 Abs. 1 BGB).

Im Fall des Rücktritts haftet der Kunde für Verschlechterung, Untergang und nicht gezogene Nutzungen für jedes fahrlässige und vorsätzliche Verschulden. Für etwaige Schadensersatz- und Aufwendungsersatzansprüche des Kunden gelten die Bestimmungen in Ziffer 10.

Im Fall des arglistigen Verschweigens eines Mangels oder im Fall der Übernahme einer Beschaffenheitsgarantie der Sache zum Zeitpunkt des Gefahrübergangs im Sinne von § 444 BGB (Erklärung des Verkäufers, dass der Kaufgegenstand bei Gefahrübergang eine bestimmte Eigenschaft hat und dass der Verkäufer verschuldensunabhängig für alle Folgen ihres Fehlens einstehen will), richten sich die Rechte des Kunden ausschließlich nach den gesetzlichen Bestimmungen.

Wir sind - neben den gesetzlichen Verweigerungsgründen - zur Verweigerung der Nacherfüllung auch dann und solange berechtigt, wie uns der Kunde nicht auf unsere Aufforderung hin die beanstandete Ware oder ein Muster zugesandt hat, ein Rücktrittsrecht steht dem Kunden wegen einer solchen Verweigerung nicht zu. Wir sind nicht zur Nacherfüllung verpflichtet, wenn ohne unsere Zustimmung Eingriffe oder Änderungen an der Ware vorgenommen wurden, es sei denn, der Kunde weist nach, daß der Mangel nicht durch diese Eingriffe oder Änderungen verursacht wurde.

Die Verjährungsfrist für Mängelansprüche beträgt ein Jahr; bei einer Sache, die entsprechend ihrer üblichen Verwendungsweise für ein Bauwerk verwendet worden ist und dessen Mangelhaftigkeit verursacht hat, zwei Jahre. Die Regeln der §§ 478, 479 BGB zum Rückgriff in der Lieferantenkette bleiben unberührt.

10. Im Fall einer vorvertraglichen, vertraglichen oder außervertraglichen Pflichtverletzung, auch bei einer mangelhaften Lieferung, unerlaubten Handlung und Produzentenhaftung, haften wir auf Schadens- und Aufwendungsersatz - vorbehaltlich weiterer vertraglicher oder gesetzlicher Haftungsvoraussetzungen - nur im Fall des Vorsatzes, der groben Fahrlässigkeit sowie im Fall der leicht fahrlässigen Verletzung einer wesentlichen Vertragspflicht (Vertragspflicht, deren Verletzung die Erreichung des Vertragszweckes gefährdet). Jedoch ist unsere Haftung - ausgenommen der Fall des Vorsatzes - auf den Vertragsschluss voraussetzbar vertragstypischen Schaden beschränkt. Die Geltendmachung nutzloser Aufwendungen durch den Käufer ist unzulässig.

Außerhalb der Verletzung wesentlicher Pflichten ist unsere Haftung für leichte Fahrlässigkeit ausgeschlossen, in jedem Fall aber auf die Höhe des Kaufpreises beschränkt.

Ein Anspruch des Kunden oder eines Dritten auf Zahlung einer Vertragsstrafe ist ausgeschlossen.

Für Verzögerungsschäden haften wir bei leichter Fahrlässigkeit nur in Höhe von bis zu 5 % des mit uns vereinbarten Kaufpreises.

Die genannten Haftungsausschlüsse und -beschränkungen gelten nicht bei Übernahme einer Garantie für die Beschaffenheit der Sache im Sinne des § 444 BGB im Fall des arglistigen Verschweigens des Mangels, im Fall von Schäden wegen der Verletzung des Lebens, des Körpers oder der Gesundheit sowie im Fall einer zwingenden Haftung nach dem Produkthaftungsgesetz.

Sämtliche Schadensersatzansprüche gegen uns, gleich aus welchem Rechtsgrund, verjähren spätestens nach einem Jahr seit Ablieferung der Sache an den Kunden, im Fall der deliktischen Haftung ab Kenntnis oder grob fahrlässiger Unkenntnis der den Anspruch begründenden Umstände und der Person des Ersatzpflichtigen. Diese Regelung gilt nicht im Fall einer Haftung für Vorsatz sowie im Fall der Übernahme einer Garantie für Beschaffenheit einer Sache, im Fall des arglistigen Verschweigens eines Mangels sowie im Fall von Schäden der Verletzung des Lebens, des Körpers oder der Gesundheit und im Fall einer zwingenden Haftung nach dem Produkthaftungsgesetz. Etwaige kürzere Verjährungsfristen haben Vorrang.

11. Wir sind berechtigt, die bezüglich der Geschäftsbeziehung oder im Zusammenhang mit dieser erhaltenen Daten über den Käufer, gleich ob diese vom Käufer selbst oder von Dritten stammen, im Sinne des Bundesdatenschutzgesetzes zu verarbeiten und zu speichern.

12. Erfüllungsort für Lieferung und Zahlung ist Menden/Sauerland. Gerichtsstand für alle Streitigkeiten, auch bei Wechseln und Schecks, ist das Amtsgericht Menden oder nach unserer Wahl das Landgericht Arnsberg, ohne Rücksicht auf den Wert des Streitgegenstandes. Wir sind aber auch berechtigt, den Auftraggeber an seinem Sitz zu verklagen.

Es gilt ausschließlich deutsches Recht. Die Anwendung der internationalen Kaufgesetze ist ausgeschlossen.

Sollten aus irgendeinem Grunde einzelne Bestimmungen unserer Bedingungen unwirksam sein, so wird die Wirksamkeit und Verbindlichkeit der anderen Bestimmungen nicht davon berührt. Der Kunde ist vielmehr damit einverstanden, dass die unwirksame Bestimmung durch eine wirksame ersetzt wird, die der unwirksamen Bestimmung von ihrem wirtschaftlichen Sinn her nahe kommt.

13. Die Preise der Produkte aus Messing und Kupfer unterliegen gewissen Schwankungen, die sich an den jeweiligen DEL-Notierungen orientieren. Die Preise unserer Messingartikel basieren auf einer DEL-Notierung von € 150,- für Ms 58, die unserer Kupferprodukte auf einem DEL-Wert für Elektrolytkupfer von € 200,-.

Bei einer Veränderung dieser Kurse um mehr als € 15,- nach oben oder unten wird pro 15 Punkte ein fünfprozentiger Zu- oder Abschlag angerechnet. Für die Kalkulation der Zu- oder Abschläge wird jeweils die DEL-Notiz des Datums zu Grunde gelegt, an dem der Auftrag bei uns eingegangen ist.

**QR-Code**

With the QR Code you have direct access to our products on the Internet.

You can find further information on the QR Code at www.obo-bettermann.com.

OBO Bettermann GmbH & Co. KG

P.O. Box 1120
58694 Menden, Germany

Customer Service Germany

Tel. +49 (0)2373 891 500
Fax +49 (0)2373 897 777
E-mail: info@obo.de

www.obo-bettermann.com